


AS500064

Understanding the new AutoCAD: ONE AutoCAD with SEVEN toolsets


Shaun 'CADjedi' Bryant

Director - CADFMconsultants |  @notjustcad

 AUTODESK. EXPERT ELITE

Shaun 'CADjedi' Bryant (who is this guy anyway?)

- Owner/lead consultant – **CADFMconsultants**
- **Blog:** *Not Just CAD!* | **LinkedIn newsletter:** *Not Just CAD!*
- Writer – AEC Magazine, Cadalyst, Redshift
- Content Author – **LinkedIn Learning** (previously Lynda.com)
- Autodesk Expert Elite
- Autodesk Certified Instructor (ACI)
- Autodesk Certified Professional (ACP) – AutoCAD & Revit
- Subject Matter Expert (SME) – **Autodesk, Dell, AMD, and Certiport**
- Veteran Autodesk University (AU) speaker (since AU 2006)
- AU Speaker Mentor
- **33+** years of **AutoCAD** experience
- **12+** years of **Revit** experience
- Singer/songwriter – music on iTunes & other outlets –
- 2nd album 'under construction'
- Has been known to sound like the **Geico Gecko**
- **Ricky Gervais** - stunt double



A bit of background from the blog....

The blog series about **One AutoCAD** on the blog, **Not Just CAD!**

I often blog about all things CAD and sometimes other stuff, and back in March 2019, I wrote a series of One AutoCAD blogs, the first one being all about the original concept of the One AutoCAD release.

The blog does talk about there being (originally) ten elements of the One AutoCAD, **which include the AutoCAD web and mobile apps.**

The One AutoCAD is now officially known as **One AutoCAD with SEVEN specialized toolsets.**

<https://cadfmconsult.com/autocad-2019-there-can-be-only-one>



Why are you here?

What do you hope to learn?

Online Learning

This AU class is loosely based around my LinkedIn Learning courses.

<https://www.linkedin.com/learning>





KEYWORDS:
AutoCAD.
One.
One Autocad.

SEVEN AutoCAD toolsets.
ONE subscription
MAKE ANYTHING.

Objective 1

Discover the new AutoCAD
including specialized toolsets
subscription

“There can be only one”

The epic movie **Highlander**:


The Kurgan – During the battle between Clan MacLeod and Clan Fraser

The One AutoCAD subscription

- Highlander – “There can be only **ONE**”
- The Quickenings
- Connor MacLeod of the clan MacLeod
- And what a soundtrack, eh?



One AutoCAD?
There can be only **ONE**?



19 songs, 1 hour, 29 minutes [Shuffle](#)

A Kind of Magic (Deluxe Edition)
Rock • 1986 [✓ DOWNLOADED](#)

DISC 1		
1	One Vision	5:10
2	A Kind of Magic	4:24
3	One Year of Love	4:28
4	Pain Is So Close To Pleasure	4:22
5	Friends Will Be Friends	4:13
6	Who Wants To Live Forever	5:17
7	Gimme the Prize	4:35
8	Don't Lose Your Head	4:38
9	Princes of the Universe	3:32

DISC 2		
1	A Kind of Magic (Highlander Version)	4:23

Yes, the **One AutoCAD** subscription (with **SEVEN** toolsets)!

Work faster with SEVEN toolsets

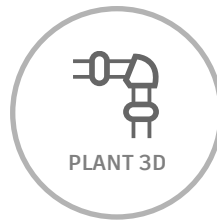
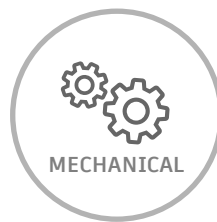

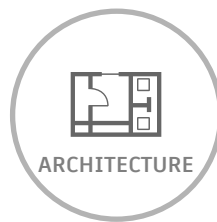

One AutoCAD

A twist on that Highlander quote:

*“There can be only **SEVEN!**”*








ONE subscription including....

- **Architecture** toolset
- **Electrical** toolset
- **Mechanical** toolset
- **MEP** toolset
- **Map 3D** toolset
- **Raster Design** toolset
- **Plant 3D** toolset



Your Autodesk account portal

One AutoCAD – There can be only **SEVEN** – available for install

>	 AutoCAD Architecture Versions: 2021, 2020, 2019, 2018	1	View downloads
>	 AutoCAD Electrical Versions: 2021, 2020, 2019, 2018	2	View downloads
>	 AutoCAD MEP Versions: 2021, 2020, 2019, 2018	3	View downloads
>	 AutoCAD Map 3D Versions: 2021, 2020, 2019, 2018	4	View downloads
>	 AutoCAD Mechanical Versions: 2021, 2020, 2019, 2018	5	View downloads
>	 AutoCAD Plant 3D Versions: 2021, 2020, 2019, 2018	6	View downloads
>	 AutoCAD Raster Design Versions: 2021, 2020, 2019, 2018	7	View downloads



Utilizing your One AutoCAD

One AutoCAD

- There can be only **SEVEN**
- A **TOOLSET** for use when needed but still separate applications
- No need to install **ALL** seven!

So, there you go.

There can be only SEVEN, not just one like in Highlander.

SEVEN toolsets, plus AutoCAD.

Available as ONE subscription =

One AutoCAD.

Objective 2

Learn how to work with the AutoCAD specialized toolsets and how to deploy them to your AutoCAD team

Working with One AutoCAD

(AutoCAD web and AutoCAD mobile apps)

- Great improvements to both apps – both in interface and accessibility
- Save to Web & Mobile (**SAVETOWEBMOBILE**)
- Open from Web & Mobile (**OPENFROMWEBMOBILE**)
- Accessible once signed in once in AutoCAD
- Cloud based **Web & Mobile** folders + other cloud-based providers
- Available with **One AutoCAD** (& also the **AutoCAD LT** subscription)



The AutoCAD web app

TRACES – Allows for markup and collaboration in the cloud

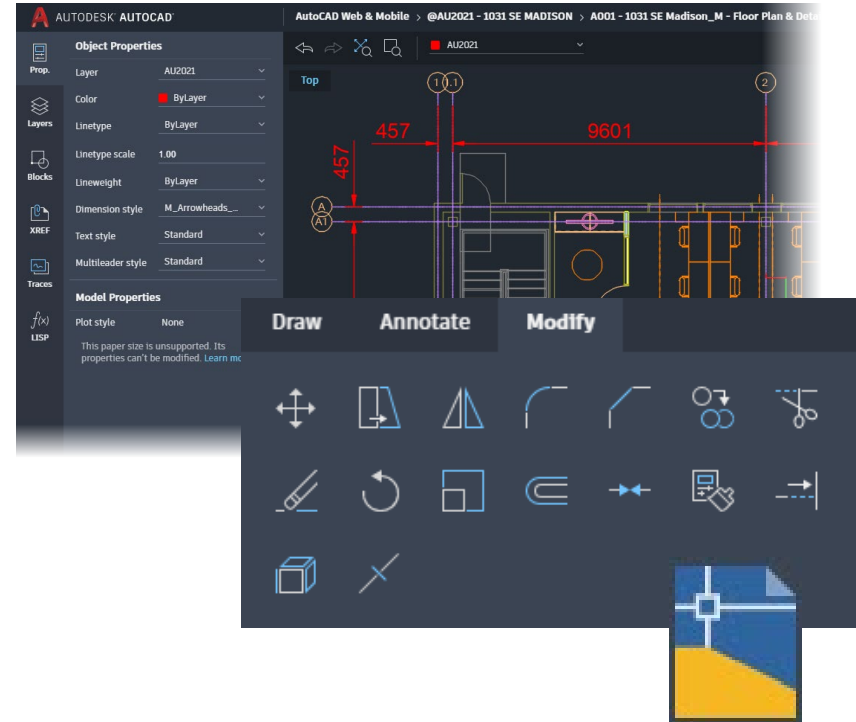
LISP – LISP routines are now supported in the cloud

XREFS - Improves DWG crossover for multi-user collaboration on multiple DWGs

SELECTION – Window & Crossing – the same old AutoCAD with core technology

HARDWARE - Now up to the job with support on the iPad Pro, Microsoft Surface etc

ICONOLOGY - The same as it ever was – legacy icons for commands and DWG files



The AutoCAD mobile app

TRACES – Allows for markup and collaboration in the cloud

INTERFACE – Utilizes a tablet-based gesture interface, combined with legacy commands

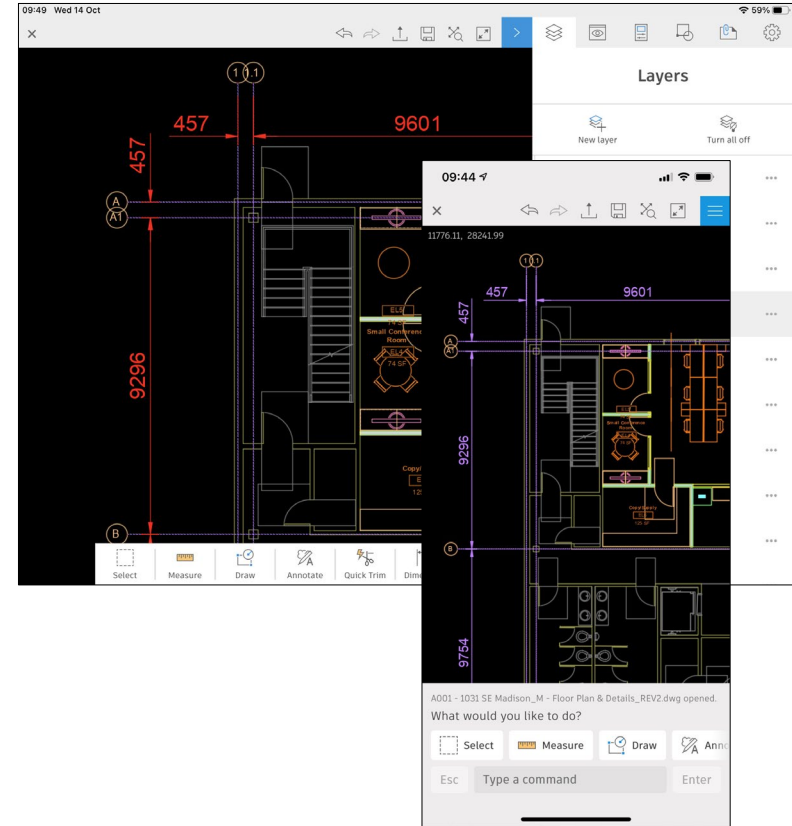
ACCESS - Easy file access when 'on the road' utilizing the AutoCAD Web & Mobile folders and other cloud providers

ICONOLOGY - The same as it ever was – legacy icons for commands and DWG files

HARDWARE - Now up to the job with support on the iPad Pro, Microsoft Surface etc

PORTABLE - Totally portable and easy to use on any smartphone or tablet with pencil/stylus

PART OF THE FAMILY - The AutoCAD mobile app is part of both the One AutoCAD and AutoCAD LT subscriptions



TAKEAWAY TIP!!

Work with the AutoCAD app that most suits your device

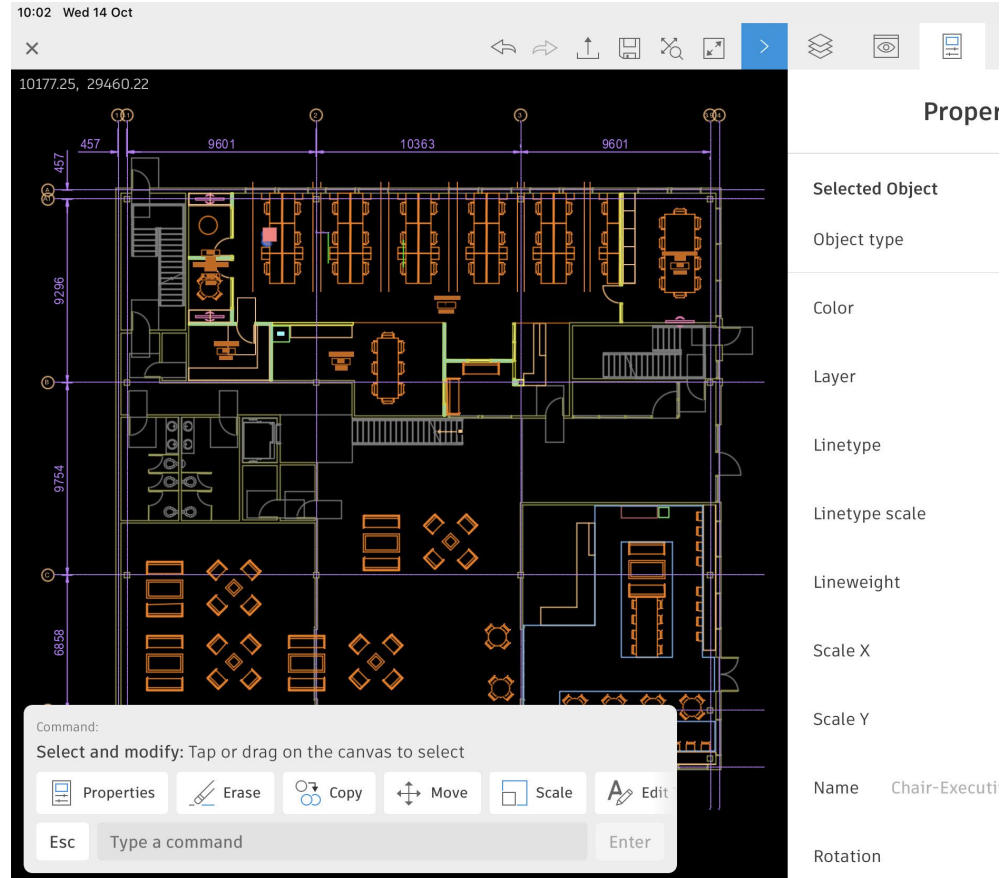
Typical examples: -

LARGER SCREEN - iPad Pro

- **AutoCAD web app**, as a browser works well with that sized device

SMALLER SCREEN – iPhone

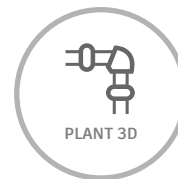
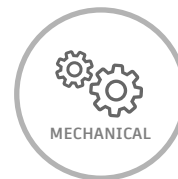
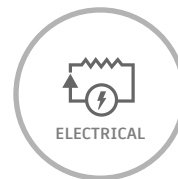
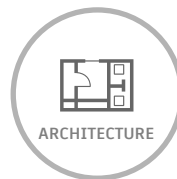
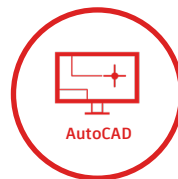
- **AutoCAD mobile app**, as it is designed for smaller devices



Deploying the toolsets

One AutoCAD + SEVEN specialized toolsets

- No need to have them **ALL** installed!!
- The toolsets provide a 'Swiss Army knife' for all AutoCAD disciplines
- **ARCHITECTURE** = Architectural toolset
- **MECHANICAL** = Mechanical toolset
- All the 'blades' (toolsets) in one place
- **ONE** subscription
- **ONE** deployment = **AutoCAD + toolset**
- Less download time
- Less install time



Deploying the toolsets

INSTALLATION

- **Normal** installation – **one** application at a time
- **AutoCAD Raster Design** – provides the Raster Tools tab in the ribbon
- Copy and pasting across toolsets
- If vanilla AutoCAD is installed, use **Install Now** option for other toolsets
- Great article by **Marcus O'Brien** on the official AutoCAD blog!
- **ALWAYS** ask – “Do you **REALLY** need **ALL** of the toolsets installed?”

Objective 3

Learn how to develop and implement a workflow around the AutoCAD specialized toolsets

Implement a toolset workflow

Conversion of DWG files to the appropriate toolset

- A change in workflow and process
- **AutoCAD Electrical** toolset – using projects and specific DWT files
- Higher productivity in the longer term
- Better return on investment (ROI)

Standard
AutoCAD
DWG



Electrical
workflow/
process



Electrical
toolset
DWG

Implement a toolset workflow

Setting up recognized CAD standards for each toolset

- Built in industry specific standards
- Set up for required output
- Change in workflow and process
- **AutoCAD Architecture** toolset = **3D modeling** instead of 2D drafting

Standard
2D drafting
DWG



AutoCAD
Architecture
toolset

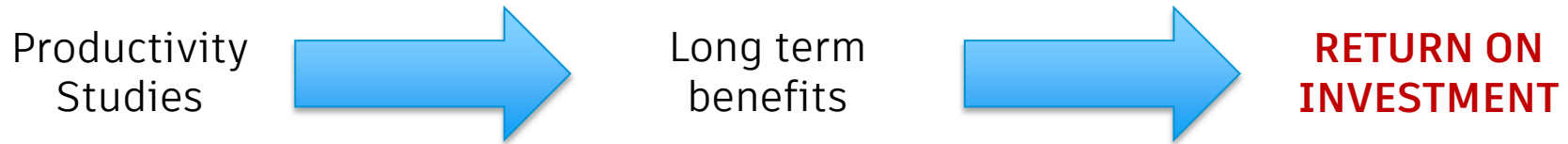


Enhanced
3D modeling
DWG

Implement a toolset workflow

Explaining the benefits of the toolsets to higher management

- Established AutoCAD 2D/3D workflow
- Problems/cost implications
- **Benefits** of toolsets – use the **Autodesk productivity studies** (online)
- **RETURN ON INVESTMENT (ROI)**



Objective 4

Learn how to develop,
implement, and enforce a
training program around the
AutoCAD specialized toolsets

Your training program

Imagine **THIS** question from directors & C-level staff: -

“What happens if we train them, and they leave?”

My reply is this: -

“What happens if we DON'T train them, and they STAY?”

Your training program

Set up a blended learning program to utilize the latest tech

Classroom instructor led training (ILT)

- People will always learn from people
- Face-to-face or remote/virtual (Zoom, MS Teams, BlueJeans....)

Online learning (LinkedIn Learning)


- With the #WFH ethic now part of working life, encourage certification as part of the workflow
- Certification preparation (Cert Prep courses)

Autodesk Certification – benchmarking the standard

- Autodesk Certification can become your knowledge benchmark for skills

RETURN ON INVESTMENT

- Well-equipped and well-trained staff are more efficient and productive
- They are also much happier in their roles!
- Give them the tech and the training they need!



Reviewing Our Objectives

OBJECTIVE 1

One AutoCAD | Subscription | **SEVEN** specialized toolsets

OBJECTIVE 2

Working with the toolsets | AutoCAD web & mobile app | Deploying the toolsets

OBJECTIVE 3

Toolset workflow | Conversion & CAD standards | Benefits

OBJECTIVE 4

Training & learning program | Blended learning | **RETURN ON INVESTMENT**

Using the **One AutoCAD** subscription, combined with the **AutoCAD web app** and **AutoCAD mobile app**, gives you incredible flexibility, utilizing **core AutoCAD technology**.

This provides you with seamless workflows and processes when collaborating with not just your CAD team, but with stakeholders and clients as well.

In fact, **ALL** the AutoCAD toolsets and apps give you, as a designer, an incredible amount of product and technology to, quite literally....

....MAKE ANYTHING.


A man and a woman in business attire are looking at a tablet together in an industrial setting. The man is wearing a dark blue blazer over a light blue checkered shirt, and the woman is wearing a white shirt with black vertical stripes and dots. They are standing in front of a red metal structure, possibly a staircase or railing. The background shows a large industrial building with windows and lights.

One AutoCAD | Toolsets



Thank you, (virtual) audience!

You can add comments on my class page,
and recommend the class there too.



**Want to see your work
be featured by
Autodesk?**



**SHARE
YOUR
STORY**



**Share your story.
Go to: autode.sk/autocadstory**



We know that the best way to tell the AutoCAD story is to tell the stories about the people who use it. Share your story with Autodesk for a chance to be featured in their upcoming marketing efforts.

Stay in touch (even after AU)

Email: shaun.bryant@cadfmconsult.co.uk

Twitter: @notjustcad

LinkedIn: <https://www.linkedin.com/in/cadfmconsult/>

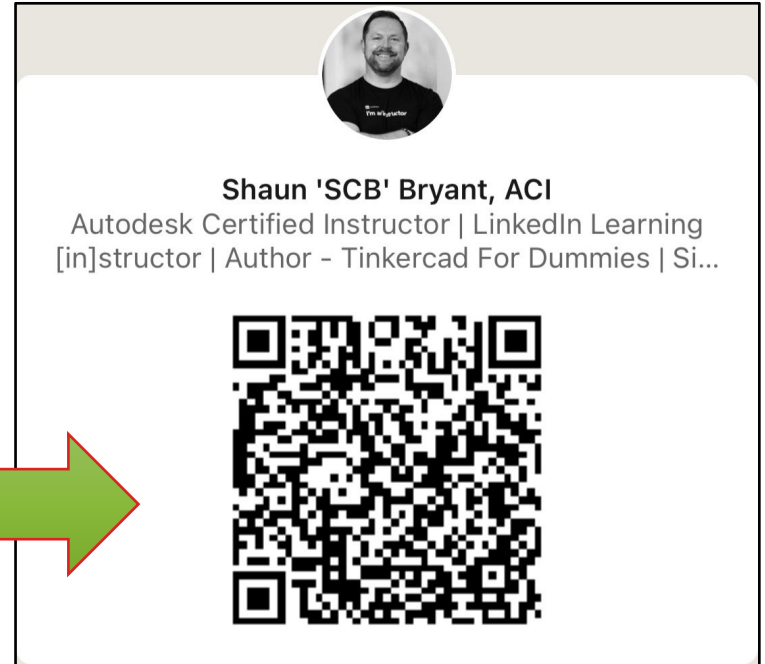
Web: www.cadfmconsult.co.uk

Instagram: @notjustcad



TAKEAWAY TIP:

Share your LinkedIn QR codes to stay in touch. Quicker than a business card!



The background is black with four abstract, metallic-looking geometric shapes in the corners. These shapes are composed of flat planes and sharp edges, reflecting light to create highlights and shadows. They appear to be fragments of a larger, complex structure.

AUTODESK UNIVERSITY

Autodesk and the Autodesk logo are registered trademarks or trademarks of Autodesk, Inc., and/or its subsidiaries and/or affiliates in the USA and/or other countries. All other brand names, product names, or trademarks belong to their respective holders. Autodesk reserves the right to alter product offerings, specifications and pricing at any time without notice, and is not responsible for typographical or graphical errors that may appear in this document.

© 2021 Autodesk. All rights reserved.