

Unlocking Building Operations with Data Across the Construction Lifecycle

Josh Progar

Manager, Global Technical Solutions – Construction at Autodesk

Melody Cirillo

Director of Projects at Caesars Entertainment Corp.

Sarah Weston

Senior Project Manager at Silver Ventures

CONNECT & CONSTRUCT SUMMIT

 **AUTODESK** UNIVERSITY



Learning Objectives

EVALUATE

How to evaluate lifecycle technology across the design, construction, and operations phases.

COLLABORATE

Why you should advocate for early involvement from facilities operations.

TRANSFER

How to use digital as-builts to transfer data for workflows in facilities operations.

TURNOVER

How to secure a complete turnover package for your owners and your clients

Agenda

First 30 minutes

- Unlocking Building Operations Data Throughout the Construction Lifecycle (Josh)
- Leveraging technology during construction to collect facilities data (Melody)
- Developing a Great Project Closeout (Sarah)

Last 30 minutes

- Fireside Chat
- Q&A from the audience



About the speaker

Josh Progar




Manager, Global Technical Solutions – Construction
Autodesk Construction Solutions

- Former VDC and BIM Geek
- Pretend Architect
- ‘Book smart’ Engineer
- Phanatic about technology changing construction

Lifecycle DATA

Why does it matter?







DESIGN



CONSTRUCT



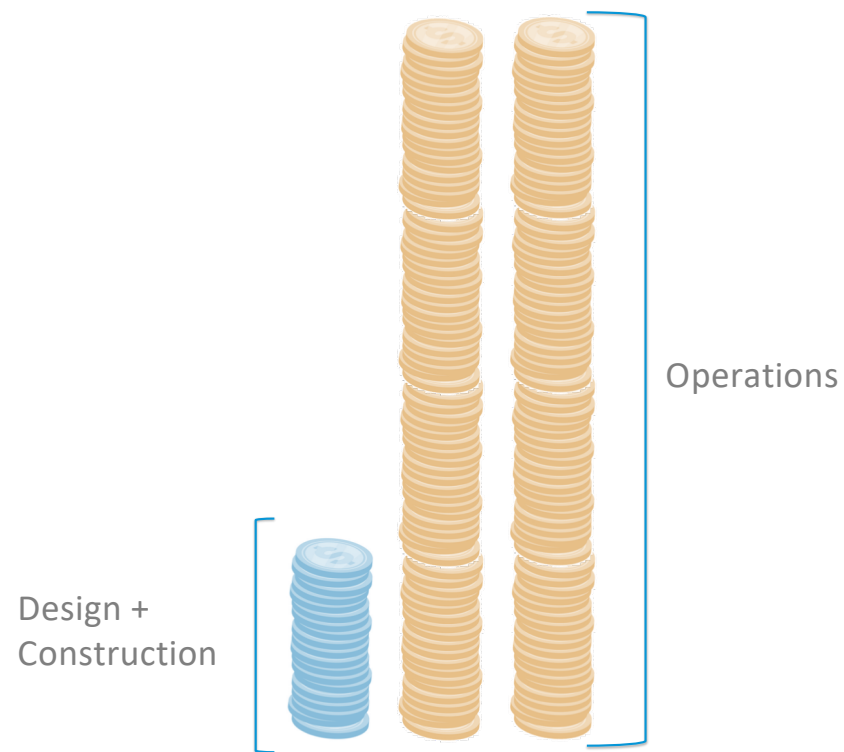
OPERATE

Photo courtesy of BNIM



40+

Average Building Lifecycle



Design +
Construction

Operations

90%

Lifecycle Costs in Operations

30%

Project Data is Lost

\$16B

Cost of Poor Data



Photo courtesy of Shutterstock

Photo courtesy of
TBS Construction

 AUTODESK UNIVERSITY

CONNEC

SUMMIT

Challenges with Lifecycle Data

SYSTEMS AREN'T INTEGRATED, COMPATIBLE, AND OFTEN SILOED

Evaluate technology that is 'open' with a documented API and a rich partner ecosystem to allow data to flow between teams, phase of the project, and systems to minimize multiple entry and human error.

SOME IS IN 3D, SOME IS IN 2D

Technology is moving towards 3D based workflows quickly but there is still great information that will never reside in a model. Evaluate technology that brings these two types of data together.

DATA IS STATIC

Consider how to capture dynamic data which can be reused, reoriented, and recycled for multiple workflows and meet the needs of multiple stakeholders.



COLLECT + SHARE DATA



CONNECT STAKEHOLDERS



TRANSITION TO OWNER

Evaluating Solutions

DOES IT MEET THE NEEDS OF INDIVIDUAL WORKFLOWS?

Start with the basics. Does this technology allow projects to be efficient, remove barriers to collaboration, and mitigate risk of error which leads to budget and schedule overruns?

DOES IT CONNECT DESIGN, CONSTRUCTION, AND OPERATIONS?

How do I minimize siloed data? Consider working as a consultant with other key stakeholders, including the owner, to define what data should flow from design to construction to operations.

DOES IT HELP ME WIN MORE WORK?

How does technology help my firm's local reputation, ability to complete projects with desirable results, and lead to predictable, repeatable outcomes leading to increased margins.

Autodesk Construction Solutions

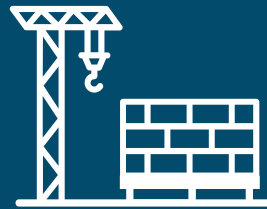
Deliver a comprehensive, integrated platform that seamlessly connects the office, the trailer and the field.



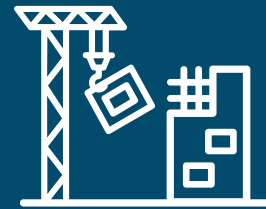
DESIGN



DESIGN COLLABORATION



PRECONSTRUCTION

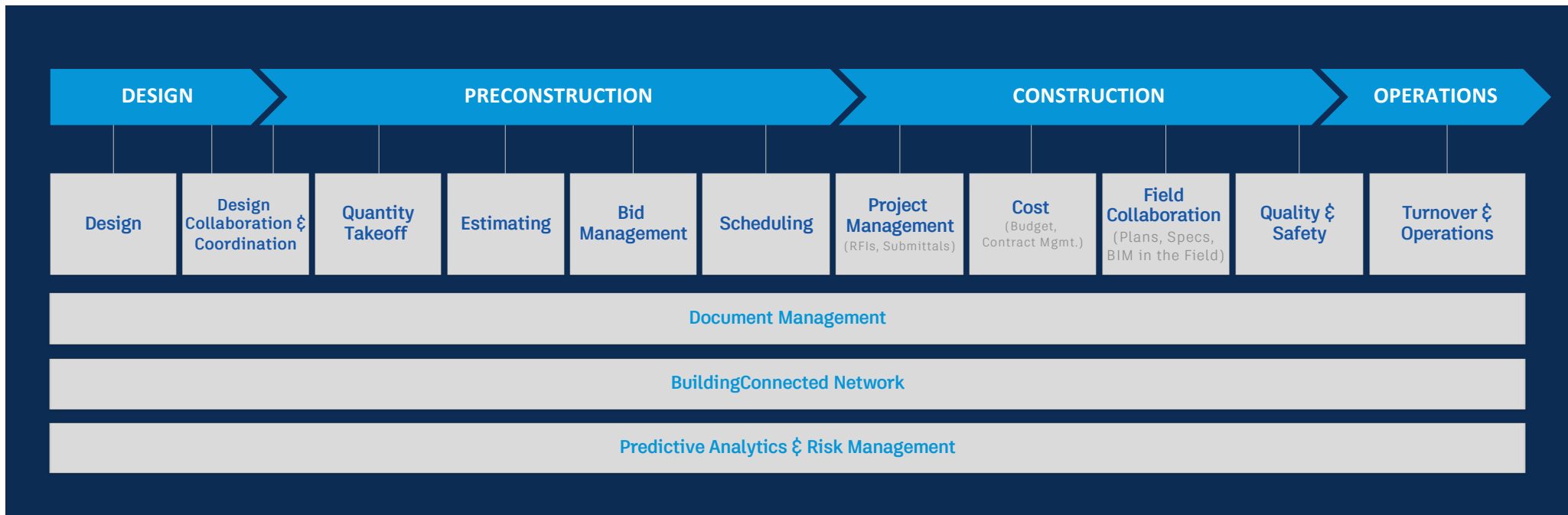


CONSTRUCTION

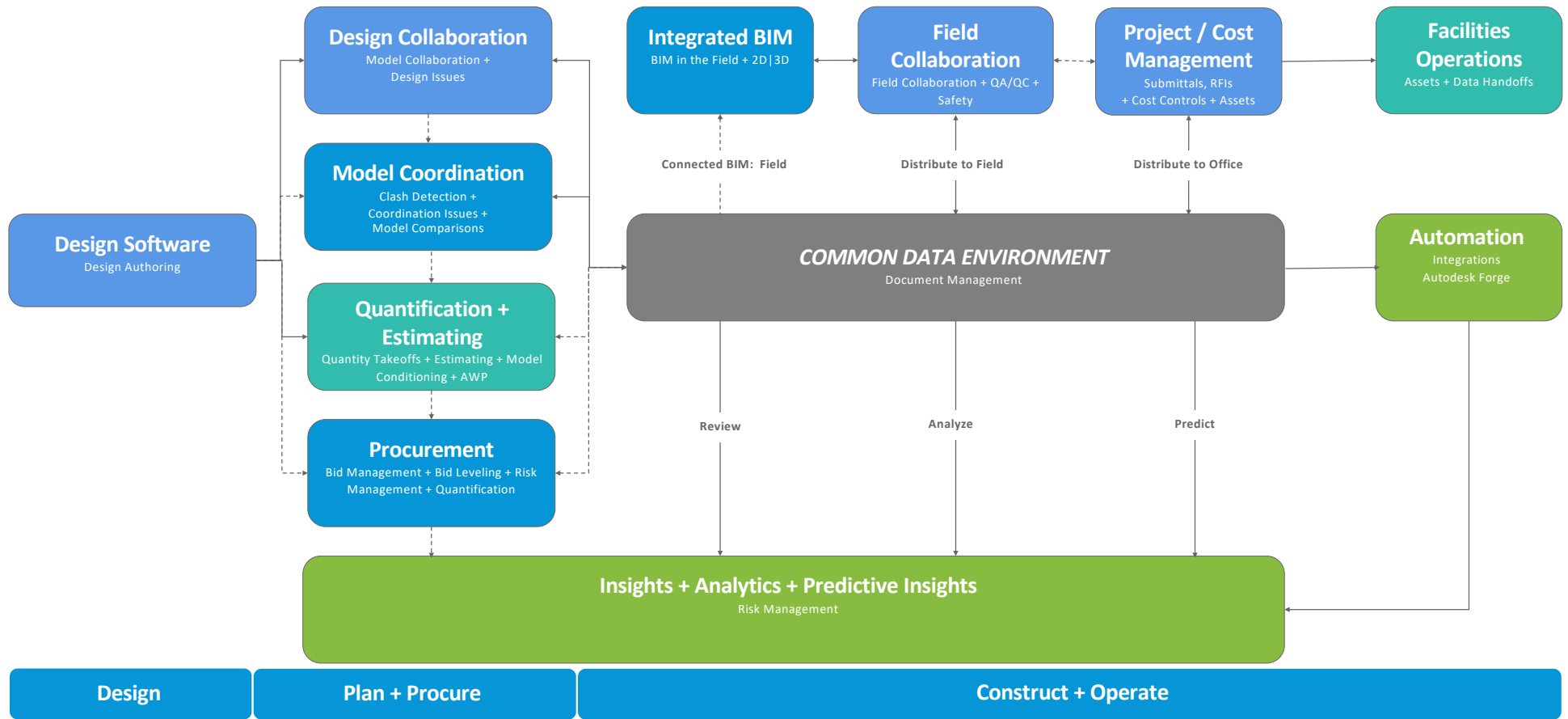


TURNOVER &
OPERATIONS

Autodesk Construction Portfolio



Autodesk Construction Cloud



Perfecting Data Handoffs

 BIM 360



- Collect **Asset** data in BIM 360 Field

 BIM 360



- Create **Commissioning** Checklists in BIM 360 and PlanGrid

 PlanGrid



- Gather as-built information **from the field**

 BIM 360



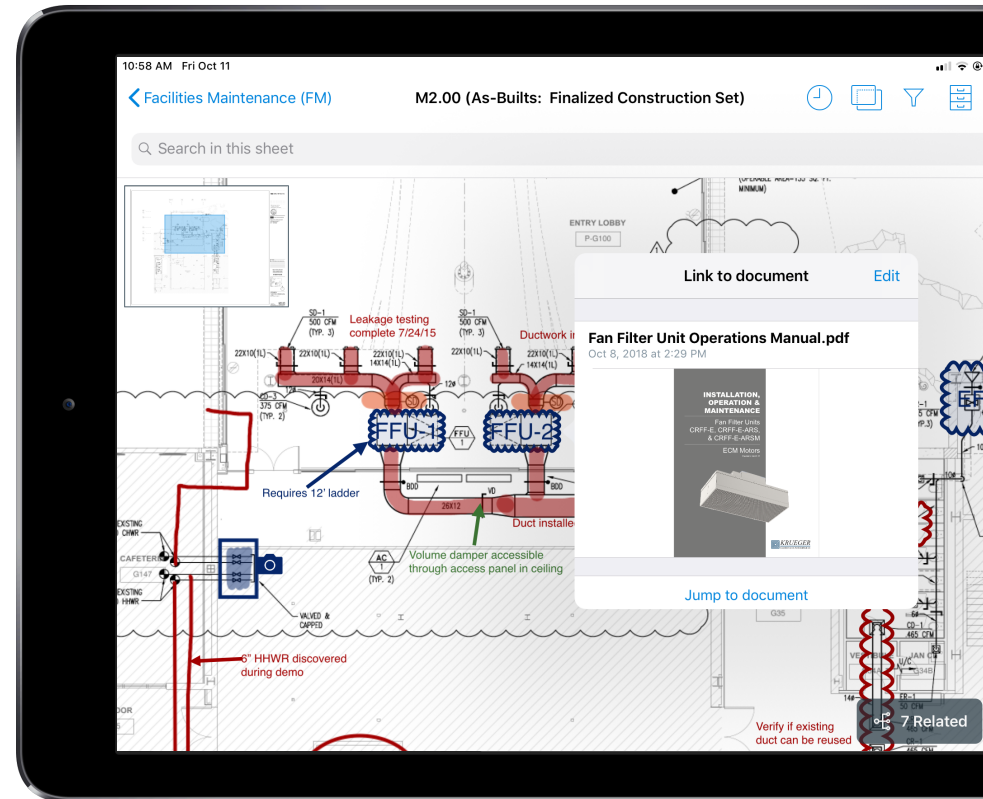
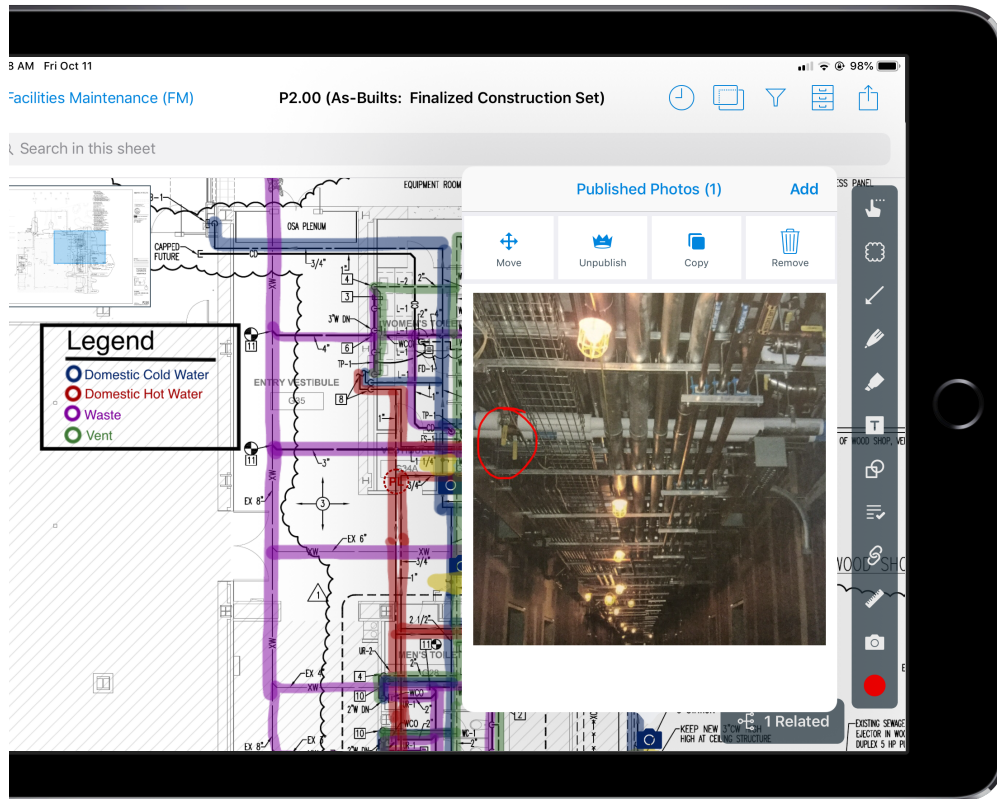
- Import **models, assets, and closeout** data into BIM 360 Ops

Assets + Commissioning Data



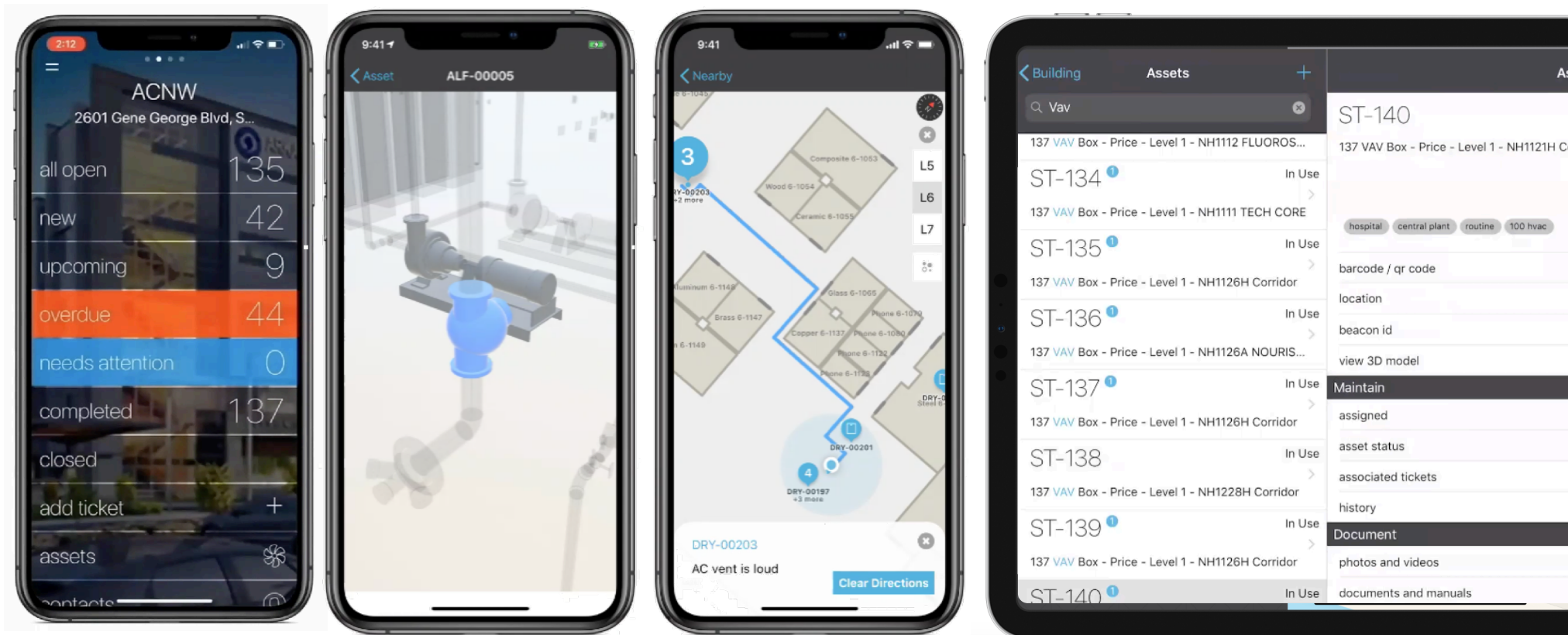
Living As-Builts

Mobile Access to Documentation



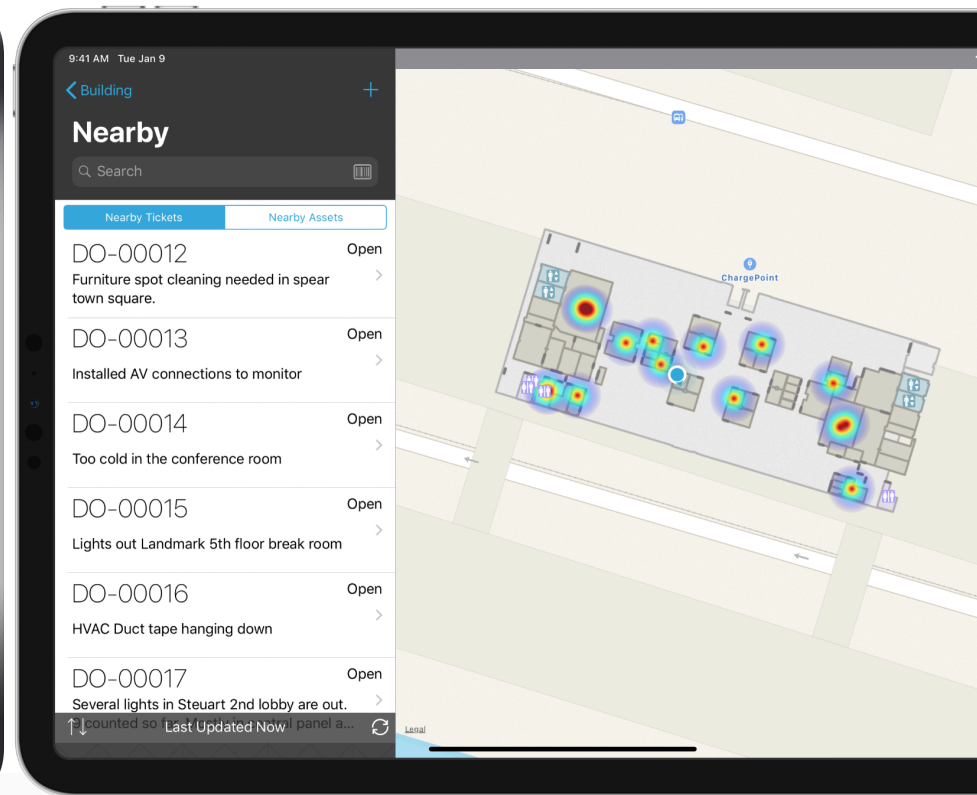
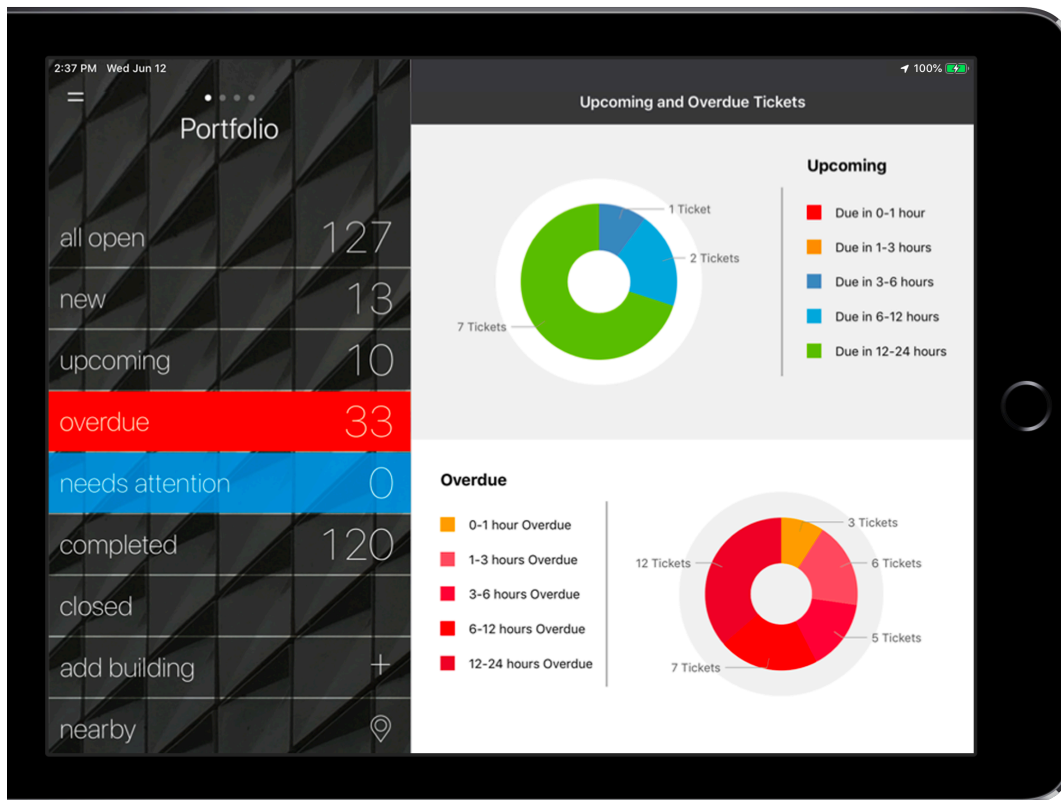
Operations

Computerized Maintenance Management System



Operations

Unlock new insights for your Owners!



Leveraging Technology

During Construction

Melody Cirillo

Director of Projects
Caesars Entertainment Corporation





About the speaker

Melody Cirillo, Director of Projects

Melody Cirillo is the Director of Projects for Caesars Entertainment where she leads construction management for new construction and tenant improvement transformations. With over 20 years in the industry. Melody has taken part of projects from Mixed Use developments such as CityCenter in Las Vegas, new construction such as the Neiman Marcus in Fort Worth, Texas, design builds and Interior renovations. Most recently renovated Colosseum at Caesars Palace, and new build for ESPN at the Linq, scheduled to turnover 2020. Melody is also actively enjoys mentoring up and coming individuals in the industry.



Photo courtesy of Las Vegas Review




Photo courtesy of Caesars Entertainment




Photo courtesy of Las Vegas Review




 AUTODESK UNIVERSITY

CONNECT & CONSTRUCT SUMMIT




Home >> Business >> Casinos & Gaming

ESPN studio coming to The Linq Hotel on Las Vegas Strip



CONNECT & CONSTRUCT SUMMIT

Inheriting Poor Data in Existing Buildings



Lack of Reliable Existing As-Builts

- Paper or Acetate Drawings
- Not in CAD
- Unreliable Information



Undocumented Work

- Facilities projects not documented
- Engineering related questions
- Word of mouth changes

Collecting Existing Building Conditions



IF YOU FIND DOCUMENTATION

- Any documentation > no documentation
- Process to field verify is expensive!
 - Request to review drawings off-site
 - Field Verification
 - Laser Scanning
 - Convert to a digital file
 - Reconstruct in CAD
 - Markup and Repeat Process



IF THERE ARE NO DOCUMENTS

- Time consuming and **expensive**
- Field measure everything!
 - Doors, windows, structural elements, MEP
- Create a new existing conditions model and/or drawings

New Technology, New Opportunities




Photo credit: Doster Construction

Newer Technology is coming faster

1985:
Drafting Tables and
Slide Bars

1989:
AutoCAD

1994:
Electronic Meetings

1998:
Architectural
Desktop Classes

2003:
DocuSign

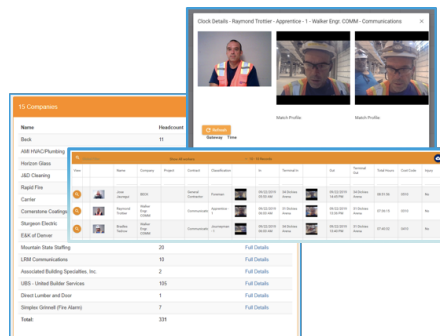
2012:
Mobile Productivity
(PlanGrid)

"What used to take weeks, now takes hours."

2000:
3D Scanning

2006:
Cloud Storage

2017:
Real-Time Site Views
(SiteTraxx)



Project Turnover

Developing a Great Project Closeout

Sarah Weston
Sr. Project Manager
Silver Ventures





About the speaker

Sarah Weston, Senior Project Manager

Sarah Weston is Senior Project Manager for Silver Ventures where she leads design and construction management of the redevelopment and transformation of the historic Pearl Brewery in San Antonio, Texas into an exemplary, mixed use neighborhood that is a catalyst for redevelopment of the surrounding area. 16 years of industry work has led Sarah to manage everything from design, construction and turnover of multi-million dollar mixed-use, multi-family and historic renovation projects to locating individual fountain lighting to finding just the right spot for port-a-potties on a job site. Sarah is also an avid shutterbug of project artwork that magically appears once a sheetrock canvas goes up.



Factors at Odds with Great Project Turnover

THE SPARKLE IS GONE

Project teams have worked on projects for years and enthusiasm fades. Team members often look ahead to their next project leading to poor close out documentation.

THE PEOPLE ARE GONE

Subcontractors are long gone and general contractors typically reduce staff allocations to hit target margins so close out often suffers.

THE MONEY IS GONE

Project budgets are nearly 100% spent and billing slows down at the end of the project leaving less leverage for owners to require thorough close out documentation from their contractors.

A Case for Developing Great Project Close Out

Great project close out is **essential** to a **successful**, highly **functional**, **sustainable** built environment... but it's tough to achieve.



BEFORE



AFTER

Facilities and Maintenance Dynamic



WORKLOAD: Facilities has over 6,000 work orders per year – we ask a lot of this team!

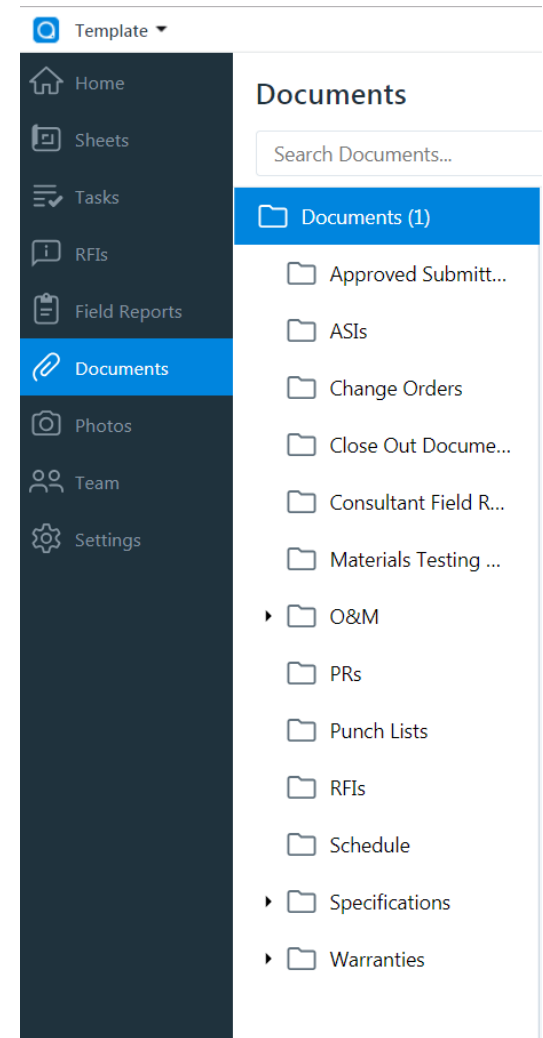
RESOURCES: Staffing resources are difficult to properly staff and maintain with **lots of employee turnover** historically

TRAINING: Training sometimes lacks in this phase of the building lifecycle

INFORMAL PROCESSES: Word of mouth is often used to share systems, components, and equipment locations.

Close Out Documentation Strategy

- **OWNERS SHOULD DICTATE REQUIREMENTS**
 - Require all close out documentation is digitized
- **DETERMINE WHAT DATA IS MEANINGFUL FOR OPERATIONS**
 - What documentation should be on the cloud?
- **DEFINE STAKEHOLDER RESPONSIBILITIES EARLY**
 - Some tasks are better suited for different stakeholders
- **HANDOVER DOCUMENTATION DIGITALLY**
 - Provide facilities with 'Admin' access for full transparency



Fireside Chat

with Melody Cirillo and Sarah Weston



A photograph of a construction site showing several workers in high-visibility yellow and orange vests and white hard hats. They are working on a large grid of rusted steel reinforcement bars (rebar) laid out on a wooden formwork. In the foreground, a worker in a yellow suit is kneeling and using a hammer. Other workers are standing and working in the background. The scene is an active construction site for a concrete structure.

Question:
How important is it for Owners to dictate what
technology is used on their projects?

Photo credit goes here

A welder wearing a yellow helmet with a black face shield and a brown jacket is working on a metal frame in a factory. Sparks are flying from the welding point. The background shows other workers and industrial equipment.

Question:
What risk do Owners face with poor data turnover at the end of the project?

Photo credit goes here

A construction worker wearing a black hard hat with a 'Factory' logo, safety glasses, and a bright yellow-green safety hoodie is using a silver and black nail gun to secure a large, light-colored panel. The worker is also wearing yellow-green gloves. The panel has some printed text on it, including '15/32 S1', 'CATEGORY', 'FLOORING', 'MADE IN USA', and '10-08-13 01 102'. The background shows a construction site with wooden framing and a window.

Question:
Where does 3D data and workflows fit into
your operational strategy?

Photo credit goes here



Question:
Do we need to create a industry standard for
data turnover in construction?

Photo credit goes here

A photograph of a construction site at dusk. In the foreground, a concrete structure is under construction, with orange safety netting and a black safety net hanging from it. A yellow crane is visible on the right side of the frame. In the background, a river flows, and a city skyline with various skyscrapers is visible under a twilight sky. The text "Question: What are the benefits of early involvement for facilities operations teams?" is overlaid on the lower left portion of the image.

Question:
What are the benefits of early involvement for
facilities operations teams?

Photo credit goes here

An aerial photograph of a construction site. A large yellow crane with two red lights is positioned diagonally across the frame. The ground is covered with various construction materials, including wooden planks, metal beams, and bags of cement. A long, narrow structure, possibly a foundation or a wall, runs horizontally across the middle of the image. To the right, there is a large area covered with yellow and green striped tarps. The overall scene is busy and organized, typical of a large-scale construction project.

Question:
What successes has your organization observed
with lifecycle data platforms and/or processes?

Photo credit goes here



Autodesk and the Autodesk logo are registered trademarks or trademarks of Autodesk, Inc., and/or its subsidiaries and/or affiliates in the USA and/or other countries. All other brand names, product names, or trademarks belong to their respective holders. Autodesk reserves the right to alter product and services offerings, and specifications and pricing at any time without notice, and is not responsible for typographical or graphical errors that may appear in this document.

© 2018 Autodesk. All rights reserved.

