

PDM and PLM United

Vault Fusion Lifecycle Connector – a Zero-Code Connector

Christian Gessner

Technical Evangelist

coolOrange

Brian Schanen

PLM/PDM Manager

Autodesk



Agenda

- Advantages of connecting PDM and PLM
- Advantages of vaultFLC
- Configuration
- Workflows and Demos
- Technical Details
- Extensibility and Additional Software
- Help and Support



PDM and PLM United: Vault Fusion Lifecycle Connector

Advantages of connecting PDM and PLM







DATA

Real time access to latest data online, changes are recorded in change log, revisions get approved and shared by change management

Details (1 von 5)

Nummer

PM0001

Bezeichnung

Feuchtigkeit dringt in die Konsole ein

Kategorie

Bauteilfehler

Problembeschreibung

Siehe beiliegende Aufnahmen

Priorität

Hoch

Auswirkung

Elektronik wird angegriffen

Lösungsvorschlag

Dichtungsringe austauschen

Zieltermin

31/01/2019

PRI0

1

Kontext (2 von 5)

Kunde

Autodesk

Produkte

Monochromes Displaymodul

Artikel

CV-100-016 - IDLER - RETURN RUBBER DISC "C" - 5" DIA 54" B

Seriennummer

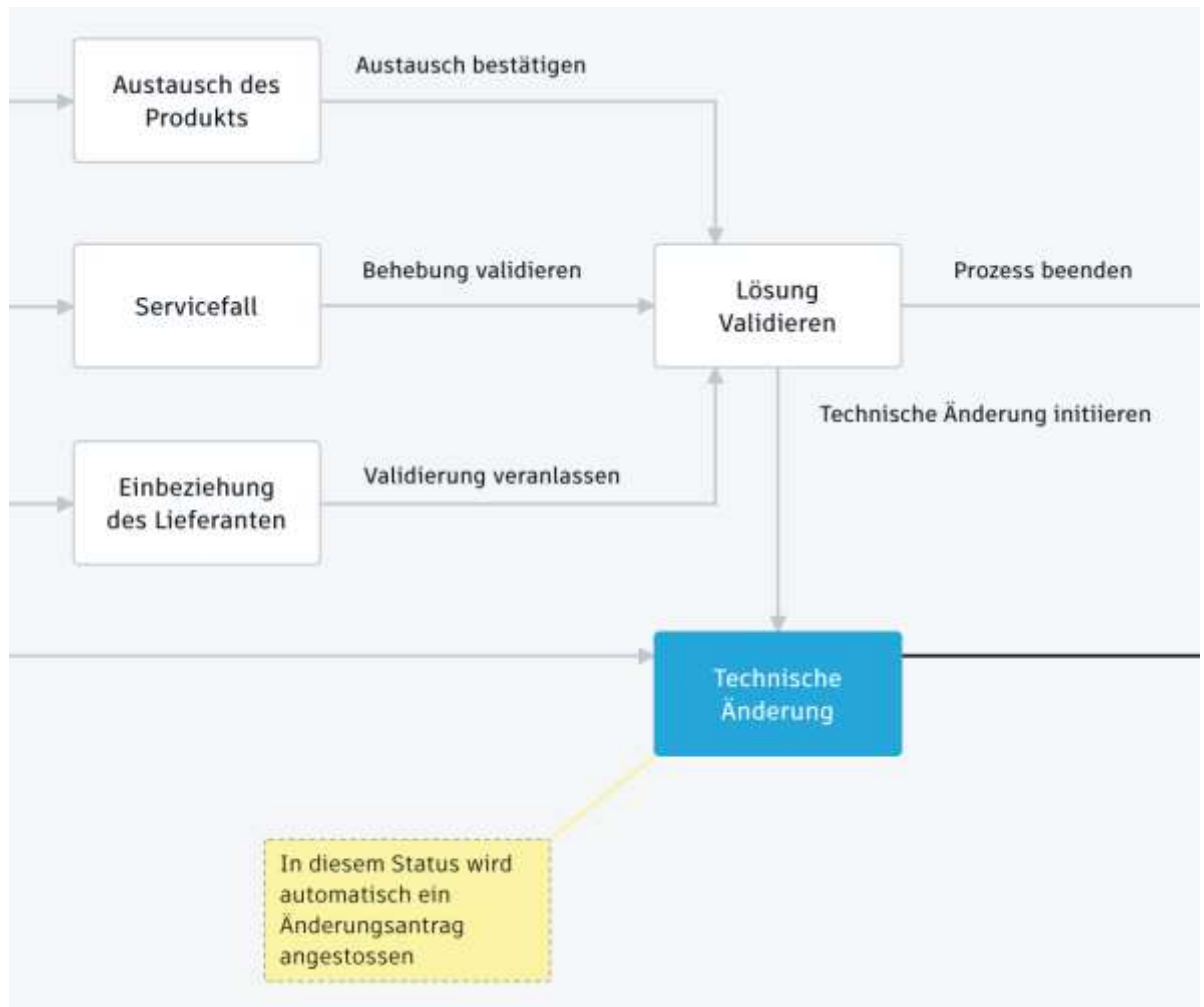
456-346993

Fotos / Skizzen (3 von 5)

Problemanalyse (4 von 5)

PROCESSES

Data is passed to responsible stakeholders by online process workflows which determine responsibilities, due tasks and decisions to be taken



SCHEDULE

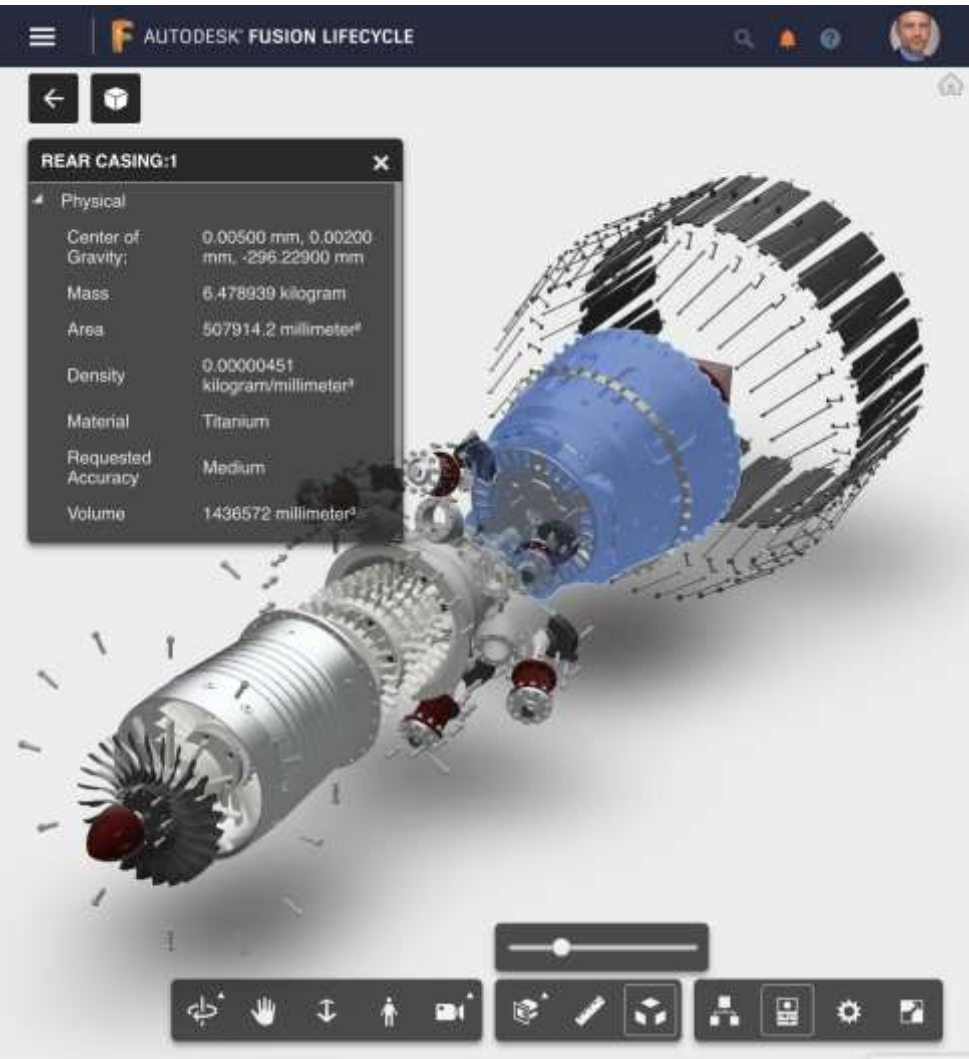
Manage tasks and assign them to team members; define target dates and trace timely delivery in real time; receive automatic reminders before delays occur

Aufgabe	Prio	Fortschritt	Verbleibende Tage
Glasdickenberechnung	...	80%	9
Konzept entwickeln	...	0%	1
Gebläse in CAD austauschen	...	0%	-45
Bearbeitung offen	...	0%	-50
Dokumentation aktualisieren	...	80%	-42
Bohrung anpassen	..	10%	-51
Kostenkalkulation	?	0%	-16
Funktionale Spezifikation	?	0%	-36
Variante erstellen	?	0%	-43
Vault Aufgabe	?	0%	-43
Gehäuse an Platine angleichen	?	0%	-45



DESIGN

Drawings, Models and BOM data is published upon approval by engineering in Vault



DATA

Real time access to latest data online, changes are recorded in change log, revisions get approved and shared by change management

Details (1 von 5)

Nummer

PM0001

Bezeichnung

Feuchtigkeit dringt in die Konsole ein

Kategorie

Bauteilfehler

Problembeschreibung

Siehe beiliegende Aufnahmen

Priorität

Hoch

Auswirkung

Elektronik wird angegriffen

Lösungsvorschlag

Dichtungsringe austauschen

Zieltermin

31/01/2019

PRIOR

1

Kontext (2 von 5)

Kunde

Autodesk

Produkte

Monochromes Displaymodul

Artikel

CV-100-016 - IDLER - RETURN RUBBER DISC "C" -

Seriennummer

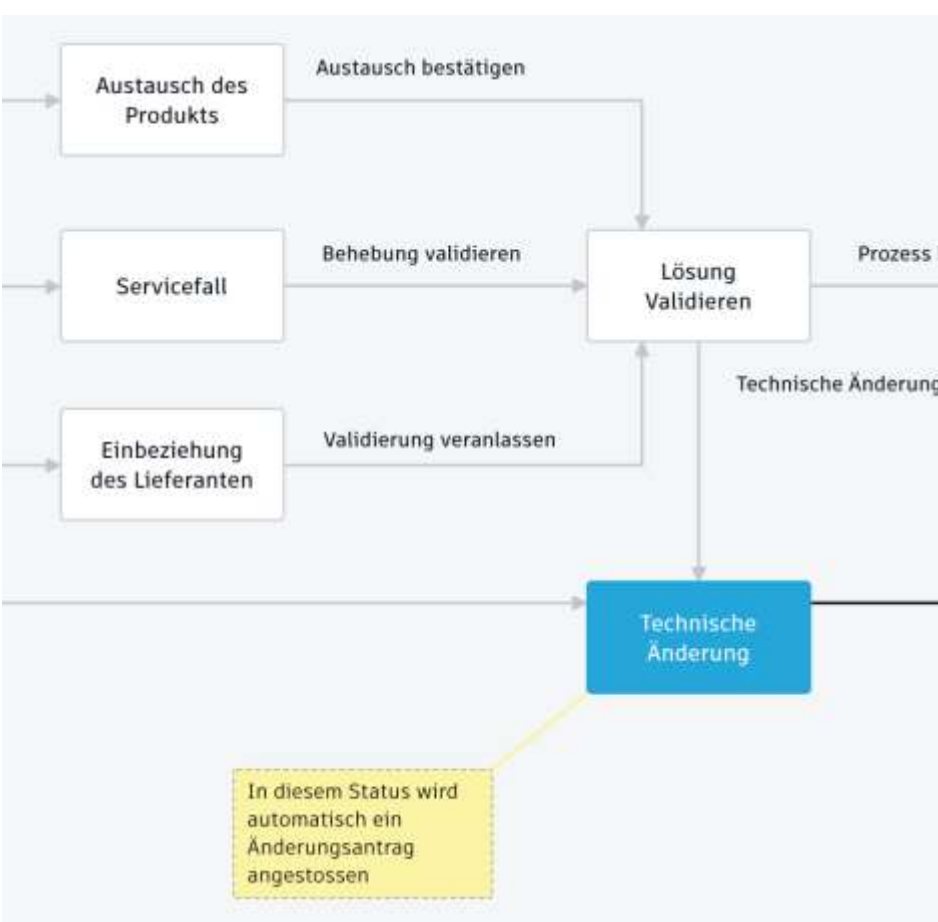
456-346993

Fotos / Skizzen (3 von 5)

Problemanalyse (4 von 5)

PROCESSES


Data is passed to responsible stakeholders by online process workflows which determine responsibilities, due tasks and decisions to be taken



SCHEDULE

Manage tasks and assign them to team members; define target dates and trace timely delivery in real time; receive automatic reminders before delays occur

Aufgabe	Prio	Fortschritt	Verbleit
Glasdickenberechnung	---	80%	9
Konzept entwickeln	---	0%	1
Gebläse in CAD austauschen	---	0%	-45
Bearbeitung offen	---	0%	-50
Dokumentation aktualisieren	---	80%	-42
Bohrung anpassen	--	10%	-51
Kostenkalkulation	?	0%	-16
Funktionale Spezifikation	?	0%	-36
Variante erstellen	?	0%	-43
Vault Aufgabe	?	0%	-43
Gehäuse an Platine angleichen	?	0%	-45
Anfrage Spachtelschablonen	?	0%	9



ONLINE

Access data at any time from any where – in the office, on the road and while being onsite at your customer




EASY

Simplified and modern UI ensures low training efforts and high level of end user acceptance



APP STORE

Extend your environment at any time with free templates from the App Store and integrated configuration tools



CLOUD

No servers, client installation packages and updates required – everyone is using the latest and greatest software automatically



SALES

ENGINEERING

PREPRODUCTION

PRODUCTION

SERVICE



Product Data Management

Local storage provides best performance possible
Integrated in CAD user interface
Manages drawings, models, templates and libraries
Enables easy design copies
Job processor provides automation capabilities
Implementation driven by engineering methodology only



SALES

ENGINEERING

PREPRODUCTION



PRODUCTION

SERVICE

CRM



ERP



SALES

ENGINEERING

PREPRODUCTION

PRODUCTION

SERVICE

CRM



ERP

20 hours of non value add work per week



SALES

ENGINEERING

PREPRODUCTION

PRODUCTION

SERVICE



Projects
Tasks
Task Templates
Teams
Gate Reviews
Parent Projects

BOM (M/E/S)
Item Master
Item Documents
Revisions

Portfolio
Products
Documents

Data Packages
Deliverables
Change Requests
Design Data
Supplier Audits

Problem Reports
Change Requests
Change Orders
Distribution Lists
Service Activities

Non Conformance
CAPA
Claims



NEW



Smart solutions to address unique challenges

On-Premises Engineering Data



Integrated in CAD User Interface
Local file storage for best performance
Best support for CAD possible
Software release to match CAD

Files remain in Intranet

Cloud

Metadata & Processes



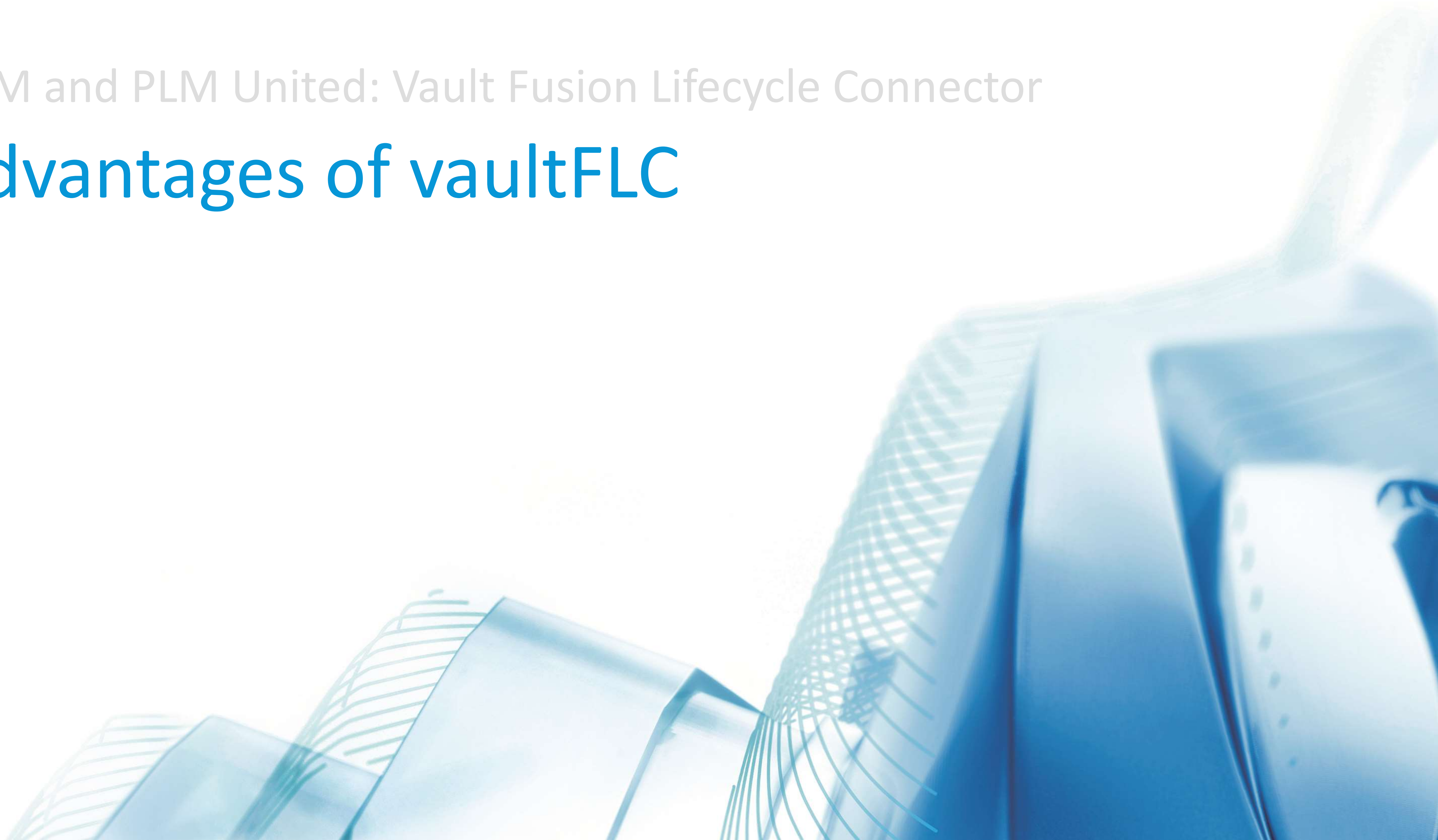
Easily Accessible
Instant worldwide deployment
No software installation and maintenance
Flexible & automated business processes

Global Process Efficiency



PDM and PLM United: Vault Fusion Lifecycle Connector

Advantages of vaultFLC




Developing an Interface by yourself?



Workflow
definitions



Mapping
definitions



Storage
Database



Hardware
Server



Firewall
Settings



Vault
Settings



Fusion Lifecycle
Settings




Code
Developer



Vault Fusion Lifecycle Connector

vaultFLC



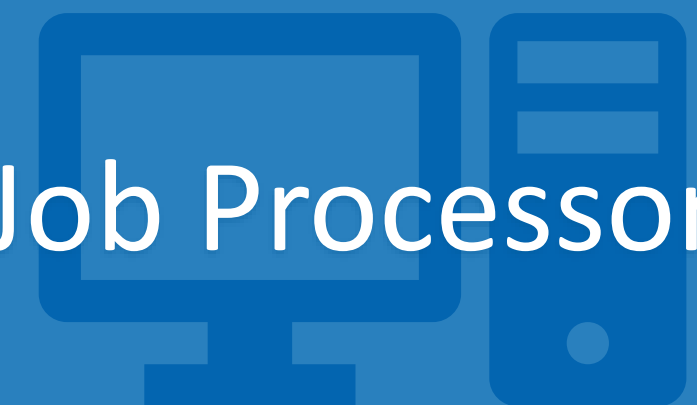
Workflows



UI Mapping



Vault Settings



Job Processor

Vault Fusion Lifecycle Connector

=

`vaultFLC`

PDM and PLM United: Vault Fusion Lifecycle Connector

Easy? Easy!

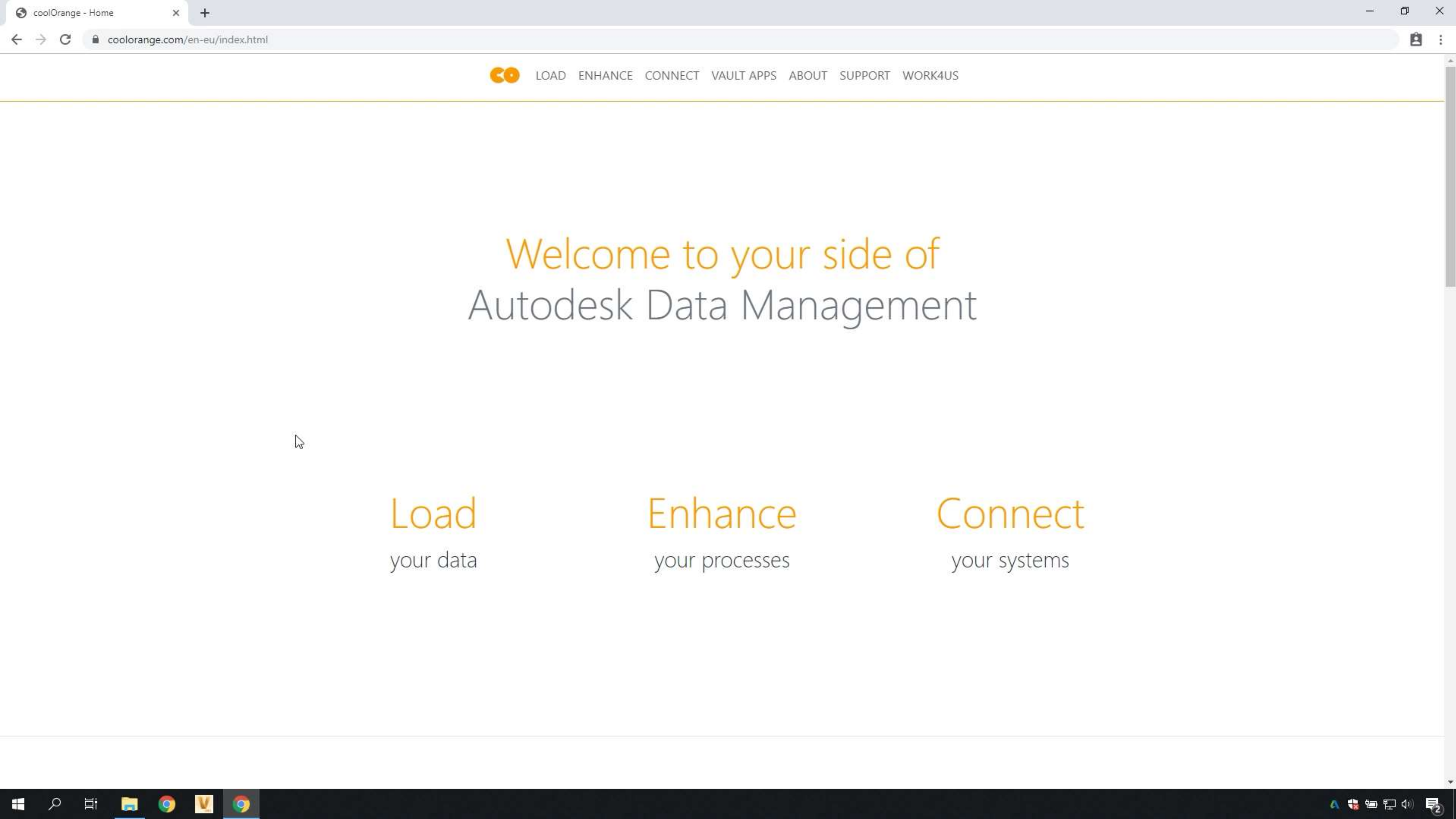


What can you archive in
less than 5 minutes?



Download and Install vaultFLC

Setup Communication between
Vault and Fusion Lifecycle



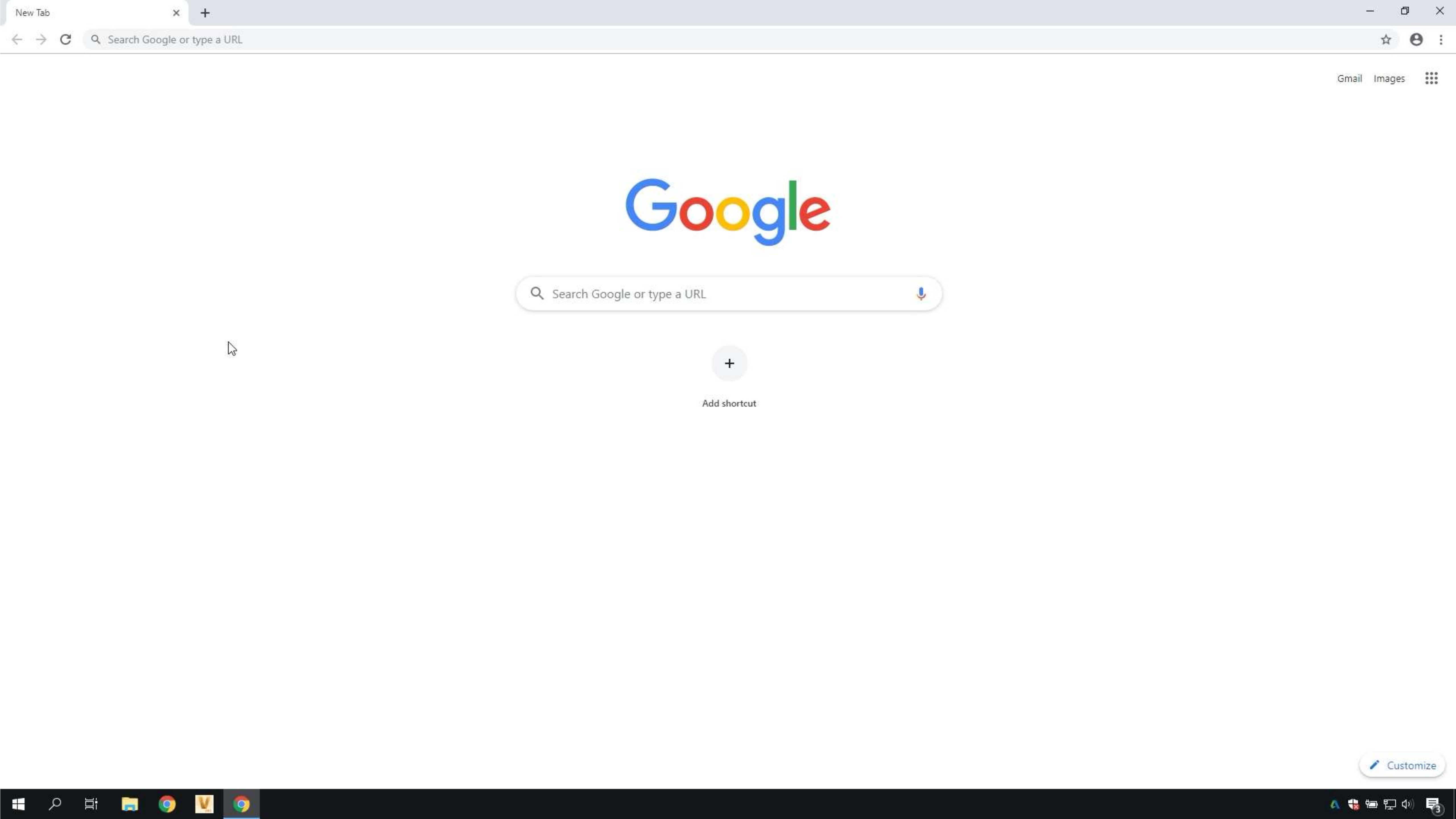
[LOAD](#) [ENHANCE](#) [CONNECT](#) [VAULT APPS](#) [ABOUT](#) [SUPPORT](#) [WORK4US](#)

Welcome to your side of Autodesk Data Management

Load
your data

Enhance
your processes


Connect
your systems




AU 2019 Vault Fus...

APIs


APIs this app will be able to access.




BIM 360 API




Data Management API




Design Automation API




Design Automation API V3 (Beta)




Model Derivative API



Reality Capture API



Token Flex Usage Data API



Webhooks API

App information (Created on 11 Oct 2019)

Basic information about your app.

Client ID HBSY4bGTWXm5sJdF1gZJiu3QSVBL5vJE

Client Secret

●●●●●●●●●●

👁

REGENERATE

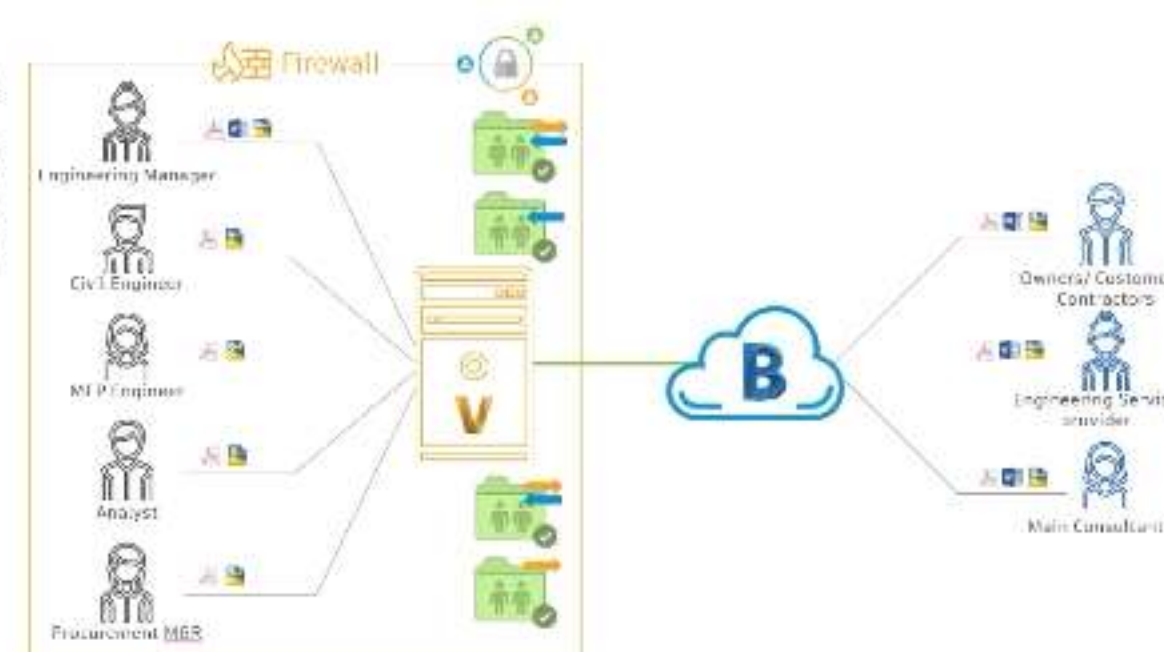
App Name AU 2019 Vault Fusion Lifecycle Connector



Autodesk® Vault is purpose-built to help you more efficiently manage your engineering data, improve collaboration within your teams, and take control of your product development processes. Vault is tightly integrated with more than 30 Autodesk design applications and provides powerful revisioning and access control capabilities. With simplified installation and optional multi-site scalability, Vault is used by Autodesk customers worldwide to connect their people and processes so they can get more done, better, in less time.

△

Customers leveraging Vault as their enterprise solution across the globe and beyond the firewall will benefit from several improvements. Project Sync within Vault Professional 2020 has been extended to support Vault customers in the infrastructure and civil engineering market for streamlined collaboration with their extended project team by having a bi-directional connection with BIM 360.

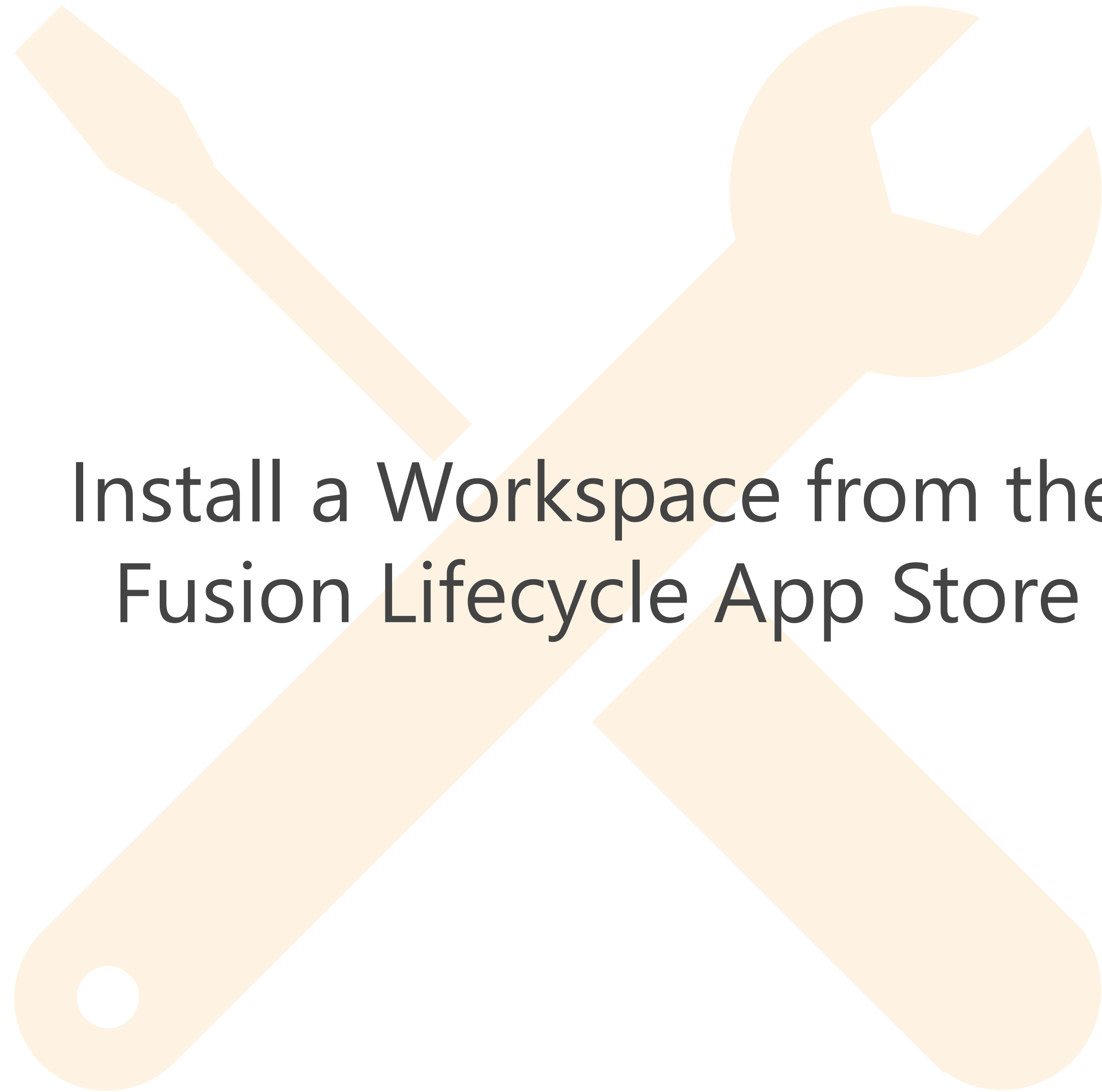


Vault 2020 enhanced user interface makes the copy design workflow easy to understand as well as adds powerful enhancements. Copy Design is now a modeless dialog, and you can go to the source as well as destination file location by selecting the file in the main grid. The copy design dialog can now remain open while you use the Vault client for other commands as well as add files to be copied.





Install a Workspace from the Fusion Lifecycle App Store



Fusion Lifecycle

coolorangeintegration.autodeskplm360.net/admin#section=setuphome&tab=workspaces

AUTODESK FUSION LIFECYCLE

Christian Gessner | Dashboard | Help

Administration

Workspace Manager

Problem Report

- Basic Workspace with workflow

Product Description Generator

- Basic Workspace

Products

- Basic Workspace with workflow

Project Task Template

- Basic Workspace

Return Merchandise Authorization

- Basic Workspace with workflow

SCAR Supplier Corrective Action Request

- Basic Workspace with workflow

SQBR Supplier Quarterly Business Review

- Basic Workspace with workflow

Suppliers

- Supplier Management with workflow

Tasks

- Basic Workspace with workflow

Training

- Basic Workspace with workflow

Vault Items and BOMs

- Revision Controlled Workspace

Workspace Settings

The name, description, type of this workspace and other details

Item Details Tab

Configure fields and sections, customize layout and add validation in the Item Details tab

Descriptor

Specify the fields from Item Details tab that should be part of the workspace's descriptor

Grid Tab

Configure columns, customize layout and add validation in the Grid Tab

Managed Items Tab

Configure custom columns, customize layout and add validation in the Managed Items Tab

Bill of Materials Tab

Configure custom columns, customize layout and add validation in the Bill of Materials Tab

Sourcing Tab

Configure custom columns, customize layout and add validation in the Sourcing Tab

Workspace Relationships

When adding items in the Bill of Materials, Relationships, and Managed Items Tabs configure which workspaces are available

Tab Names

Override the default tab names and change their order

Print Views

Configure print views of this workspace

Advanced Print Views

Configure advanced print views of this workspace

Behaviors

Configure behaviors of this workspace

Clone

Purge

Delete

Re-index

Refresh derived fields

AUTODESK

© 2019 Autodesk, Inc. | Privacy Policy | Terms and Conditions

AUTODESK FUSION LIFECYCLE



Workspace and Mapping Configuration



Autodesk Vault Professional 2020

File Edit View Go Tools Actions Help

ToolBarsList Details... New Standard File ... Edit File Datasheet ... Job Dialog Create PDF Share View Download from Cloud Drive

Worklist Pane Quick Sync... Workspace Sync... View Properties Grid Change Category... Change State... Change Revision...

Home

MFG319298 - Administrator

- Change Order List
- Item Master
- Project Explorer (\$)
 - Classes
 - Factory Asset
 - Factory Layout
 - Groups
 - Main Groups
 - Organisations
 - Persons
 - Segments
 - Sub Groups
 - Tasks
 - Terms
- My Search Folders

My Worklist

- ECO-000002 (31.07.2018)

My Shortcuts

- Blower
- Fusion Lifecycle Projects

Add new group

Home

Project Explorer

Classes

Factory Asset

Factory Layout

AUTODESK® VAULT

Vault 2020 Family of Products

Autodesk® Vault is purpose-built to help you more efficiently manage your engineering data, improve collaboration within your teams, and take control of your product development processes. Vault is tightly integrated with more than 30 Autodesk design applications and provides powerful revisioning and access control capabilities. With simplified installation and optional multi-site scalability, Vault is used by Autodesk customers worldwide to connect their people and processes so they can get more done, better, in less time.

Project Sync to BIM 360

Customers leveraging Vault as their enterprise solution across the globe and beyond the firewall will benefit from several improvements. Project Sync within Vault Professional 2020 has been extended to support Vault customers in the infrastructure and civil engineering market for streamlined collaboration with their extended project team by having a bi-directional connection with BIM 360.

Copy Design Enhancements

Vault 2020 enhanced user interface makes the copy design workflow easy to understand as well as adds powerful enhancements. Copy Design is now a modeless dialog, and you can go to the source as well as destination file location by selecting the file in the main grid. The copy design dialog can now remain open while you use the Vault client for other commands as well as add files to be copied.

Firewall

Engineering Manager

Civil Engineer

MEP Engineer

Analyst

Procurement MGR

V

Cloud

Owners/Customers, Contractors

Engineering Service Provider

Main Consultants

Copy Design

File View Actions Options Help

Destination Name

Job Path

Show Tree View

Show List View

Show Folder View

Part Number

State

Copy

Copy

10 Object(s) (0 selected)

vm-2020 MFG319298 Administrator

Autodesk Vault Professional 2020

File Edit View Go Tools Actions Help

ToolBarsList Details... New Standard File ... Edit File Datasheet ... Job Dialog Create PDF Share View Download from Cloud Drive

Worklist Pane Quick Sync... Workspace Sync... View Properties Grid Change Category... Change State... Change Revision...

Home

MFG319298 - Administrator

Change Order List

Item Master

Project Explorer (\$)

Classes

Factory Asset

Factory Layout

Groups

Main Groups

Organisations

Persons

Segments

Sub Groups

Tasks

Terms

My Search Folders

My Worklist

ECO-000002 (31.07.2018)

My Shortcuts

Blower

Fusion Lifecycle Projects

Add new group

Home

Project Explorer

Classes

Factory Asset

Factory Layout

10 Object(s) (0 selected)

AUTODESK® VAULT

Vault 2020 Family of Products

Autodesk® Vault is purpose-built to help you more efficiently manage your engineering data, improve collaboration within your teams, and take control of your product development processes. Vault is tightly integrated with more than 30 Autodesk design applications and provides powerful revisioning and access control capabilities. With simplified installation and optional multi-site scalability, Vault is used by Autodesk customers worldwide to connect their people and processes so they can get more done, better, in less time.

Project Sync to BIM 360


Customers leveraging Vault as their enterprise solution across the globe and beyond the firewall will benefit from several improvements. Project Sync within Vault Professional 2020 has been extended to support Vault customers in the infrastructure and civil engineering market for streamlined collaboration with their extended project team by having a bi-directional connection with BIM 360.

Copy Design Enhancements

Vault 2020 enhanced user interface makes the copy design workflow easy to understand as well as adds powerful enhancements. Copy Design is now a modeless dialog, and you can go to the source as well as destination file location by selecting the file in the main grid. The copy design dialog can now remain open while you use the Vault client for other commands as well as add files to be copied.

Properties

vm-2020 MFG319298 Administrator

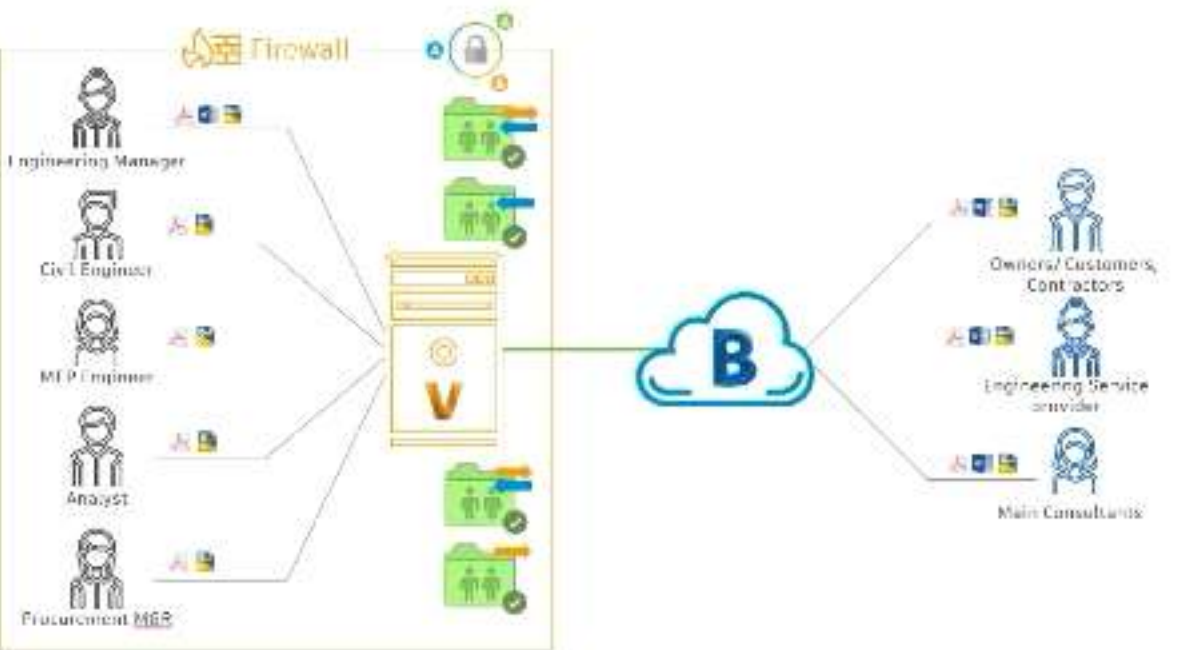


Vault 2020 Family of Products

Autodesk® Vault is purpose-built to help you more efficiently manage your engineering data, improve collaboration within your teams, and take control of your product development processes. Vault is tightly integrated with more than 30 Autodesk design applications and provides powerful revisioning and access control capabilities. With simplified installation and optional multi-site scalability, Vault is used by Autodesk customers worldwide to connect their people and processes so they can get more done, better, in less time.


Project Sync to BIM 360

Customers leveraging Vault as their enterprise solution across the globe and beyond the firewall will benefit from several improvements. Project Sync within Vault Professional 2020 has been extended to support Vault customers in the infrastructure and civil engineering market for streamlined collaboration with their extended project team by having a bi-directional connection with BIM 360.



Copy Design Enhancements

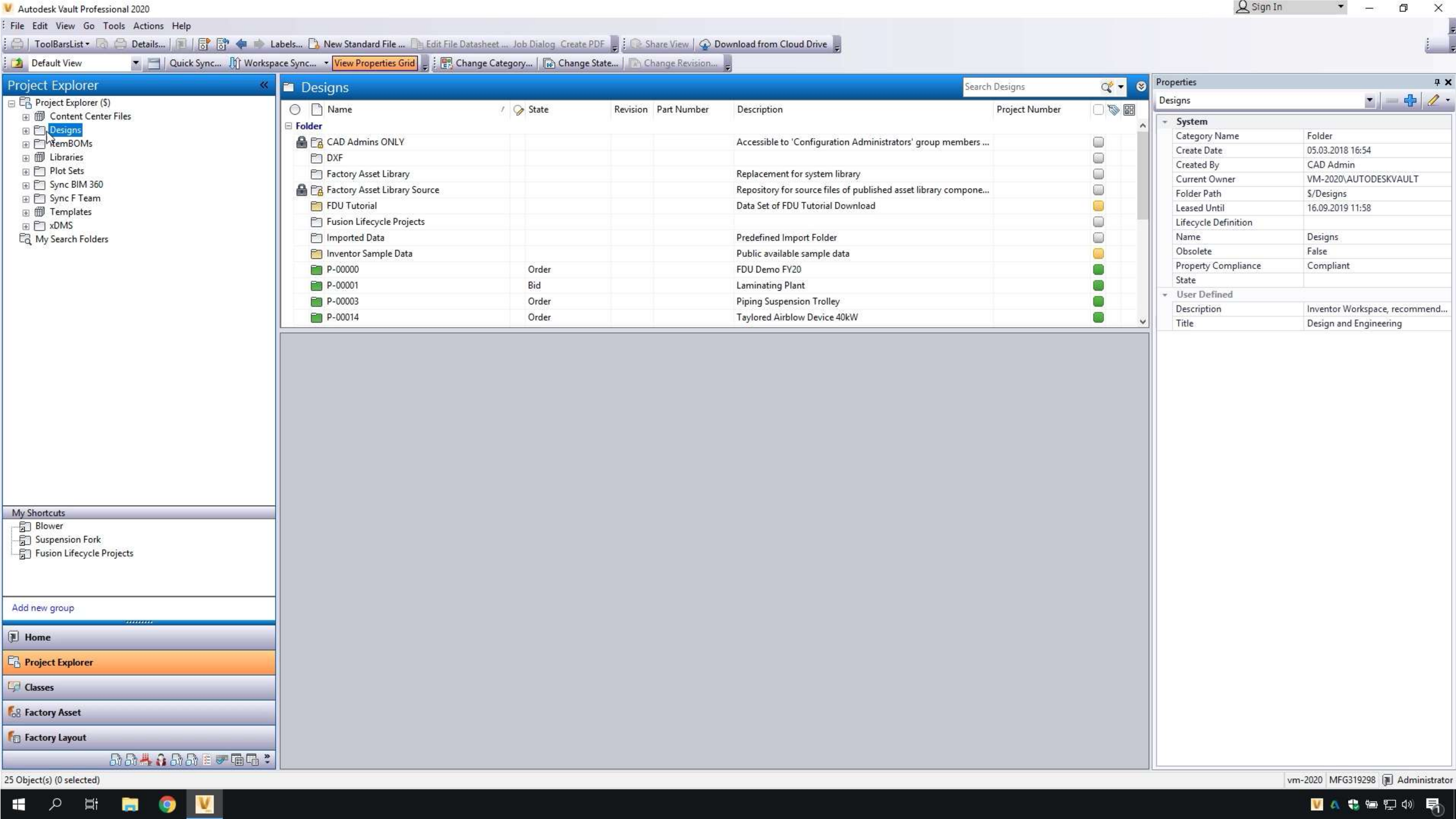
Vault 2020 enhanced user interface makes the copy design workflow easy to understand as well as adds powerful enhancements. Copy Design is now a modeless dialog, and you can go to the source as well as destination file location by selecting the file in the main grid. The copy design dialog can now remain open while you use the Vault client for other commands as well as add files to be copied.



PDM and PLM United: Vault Fusion Lifecycle Connector

vaultFLC in Action





Autodesk Vault Professional 2020

File Edit View Go Tools Actions Help

ToolBarsList

Details... Rename... Open Item... Labels... New Standard File ... Edit File Datasheet ... Job Dialog Create PDF

Share View Download from Cloud Drive Upload to Cloud Drive

Default View Quick Sync... Workspace Sync... View Properties Grid Change Category... Change State... Change Revision...

Project Explorer

Designs

CAD Admins ONLY

DXF

Factory Asset Library

Factory Asset Library Source

FDU Tutorial

Fusion Lifecycle Projects

Imported Data

Inventor Sample Data

Car Seat

Fishing Rod Model

Inventor CAM

Inventor TolAnalysis

Jet Engine Model

Models

3D Annotation

AEC Exchange

Assemblies

Blower

Engine MKII

Metal Container

Personal Computer

Scissors

Stapler

Suspension

Suspension Fork

Test Station

Tuner

Cable & Harness

Fabrication

My Shortcuts

Blower

Suspension Fork

Fusion Lifecycle Projects

Add new group

Home

Project Explorer

Classes

Factory Asset

Factory Layout

10 Object(s) (1 selected)

vm-2020 MFG319298 Administrator

Suspension Fork

Search Suspension Fork

Name	State	Revision	Part Number	Description	Project Number
Folder					
Components					
File					
Readme Suspension Fork.htm					
Suspension-Fork_Complete.bmp					
Suspension-Fork_Complete.dwfx					
Suspension-Fork_Complete.dwg	For Review	B	Suspension-Fork_...		
Suspension-Fork_Complete.dwg.pdf	Released	A	Suspension-Fork_...		
Suspension-Fork_Complete.iam	For Review	B	Suspension-Fork_...		
Suspension-Fork_Complete.idw	For Review	B	Suspension-Fork_...		
Suspension-Fork_Complete.idw.pdf	Released	A	Suspension-Fork_...		
Suspension-Fork_Start.iam	Work in Progress	A	Suspension-Fork_...		

History Uses Where Used Change Order Preview CAD BOM Datasheet FLC Connector Administration

Latest For Review

File Name	Revision	State (Historical)	Created By	Checked In	Comment	Lifecycle Definition
Suspension-Fork_Complete.iam	B	For Review	Administrator	14.10.2019 12:00	Under review	PLM Release Process
Dial-Elastomer.iam	B	For Review	Administrator	14.10.2019 12:00	Under review	PLM Release Process
Fork-Brace.ipt	B	For Review	Administrator	14.10.2019 12:00	Under review	PLM Release Process
Fork-Crown.ipt	B	For Review	Administrator	14.10.2019 12:00	Under review	PLM Release Process
Fork-Damper.ipt	B	For Review	Administrator	14.10.2019 12:00	Under review	PLM Release Process
Fork-Damper_MIR.ipt	B	For Review	Administrator	14.10.2019 12:00	Under review	PLM Release Process
Fork-Piston.ipt	B	For Review	Administrator	14.10.2019 12:00	Under review	PLM Release Process
Fork-Piston_MIR.ipt	B	For Review	Administrator	14.10.2019 12:00	Under review	PLM Release Process
Fork-Slider.ipt	B	For Review	Administrator	14.10.2019 12:00	Under review	PLM Release Process
Fork-Slider_MIR.ipt	B	For Review	Administrator	14.10.2019 12:00	Under review	PLM Release Process
Fork-Tube.ipt	B	For Review	Administrator	14.10.2019 12:00	Under review	PLM Release Process
Fork-Tube_MIR.ipt	B	For Review	Administrator	14.10.2019 12:00	Under review	PLM Release Process
Head Tube.ipt	B	For Review	Administrator	14.10.2019 12:00	Under review	PLM Release Process
NF E 25-125 - M3 x 10.ipt	A	Released	CAD Admin	05.03.2018 22:09	Autoloader upload to Vault	Standard Parts Relea...
UNI 5933 - M4 x 12.ipt	A	Released	CAD Admin	05.03.2018 22:09	Autoloader upload to Vault	Standard Parts Relea...

Properties

Suspension-Fork_Complete.iam

System

Category Name	Assembly
Category Name (Historical)	Assembly
Change Order State	
Checked In	14.10.2019 12:00
Checked Out	14.10.2019 12:00
Checked Out By	
Checked Out Local Spec	
Checked Out Machine	
Classification	None
Comment	Under review
Controlled By Change Order	False
Created By	Administrator
Current Owner	VM-2020\AUTODESKVAULT
Date Modified	08.03.2018 12:00
Date Version Created	14.10.2019 12:00
File Extension	iam
File Name	Suspension-Fork_Complete.iam
File Name (Historical)	Suspension-Fork_Complete.iam
File Replicated	True
File Size	525824
Has Drawing	True
Hidden	False
iLogicRuleStatus	
Initial Approver	Administrator
Initial Release Date	08.03.2018 14:39
Item Assignable	True
Latest Released Revision	False
Latest Version	True
Leased Until	16.09.2019 11:58
Lifecycle Definition	PLM Release Process
Lifecycle Definition (Histori...	PLM Release Process
Linked to Item	False
Name	Suspension-Fork_Complete.iam
Number of Attachments	0
Obsolete	False
Original Create Date	05.03.2018 22:09
Originator	CAD Admin
Property Compliance	Compliant
Property Compliance (Histo...	Compliant
Provider	Inventor
Released Revision	False
Revision	B
Revision Scheme	Standard Alphabetic Format
Revision Scheme (Historical)	Standard Alphabetic Format

FileEditViewGoToolsActionsHelp

ToolBarsListDetails...Rename...Labels...Show Data Standard Log WindowNew Standard File...Edit File Datasheet...Share ViewDownload from Cloud DriveUpload to Cloud Drive

Default ViewQuick Sync...Workspace Sync...View Properties GridChange Category...Change State...Change Revision...

HomeSub Assemblies

Content Center Files

Designs

AutoCAD E Sample Dat

AutoCAD M Sample Da

CAD Admins ONLY

Factory Asset Library

Factory Asset Library Sc

FDU Tutorial

FLC Products

Imported Data

Inventor Sample Data

Boxermotor

Car Seat

Ember

Fishing Rod Model

Inventor CAM

Inventor TolAnalysi

Jet Engine Model

Models

RCCF

00 standard con

01 supplier com

Parts

Sub Assemblies

Trial Sample Data

P-00000

P-00001

P-00003

P-00014

P-00022

P-00023

P-00024

P-00025

P-00026

P-00027

SR-0001

SR-0002

SR-0003

SR-0004

SR-0005

SR-0006

Standard

Libraries

My Shortcuts

2019-01-002-0002 Clutch Assembly.i

Add new group

24 Object(s) (1 selected)

Search Sub Assemblies

Name	Part Number	State	Revision	Visualization Attachment
2019-01-002-0002 Clutch Assembly.iam	Clutch Assembly	Work in Progress	A	System
2019-01-002-0003 Clutch Housing.iam	Clutch Housing	Work in Progress	A	System
2019-01-002-0004 Clutch Internals.iam	Clutch Internals	Work in Progress	A	System
2019-01-003-0002 UPPER BEARING BLOCK.iam	UPPER BEARING BLOCK	Work in Progress	A	System
2019-01-003-0003 TROWEL WELDMENT.iam	CF101-TW1	Work in Progress	A	System
2019-01-003-0004 SPROCKET WELDMENT.iam	CF101-SPKT-W	Work in Progress	A	System
CF101-CARRIER.iam	CF101-CARRIER	Work in Progress	A	System
CF101-CVR.iam	CF101-CVR	Work in Progress	A	System
CF101-DCDC-WH.iam	CF101-DCDC-WH	Work in Progress	A	System
CF101-DRVSHAFT.iam	CF101-DRVSHAFT	Work in Progress	A	System
CF101-HRMTR.iam	CF101-HRMTR	Work in Progress	A	System
CF101-HS-322.iam	CF101-HS-322	Work in Progress	A	System
CF101-LATCH.iam	CF101-LATCH	Work in Progress	A	System
CF101-LBB-LH.iam	CF101-LBB-LH	Work in Progress	A	System
CF101-LBB-LH-WLD.iam	CF101-LBB-LH-WLD	Work in Progress	A	System
CF101-LBB-RH.iam	CF101-LBB-RH	Work in Progress	A	System
CF101-LBB-RH-WLD.iam	CF101-LBB-RH-WLD	Work in Progress	A	System
CF101-SA-L.iam	CF101-SA-L	Work in Progress	A	System
CF101-SA-R.iam	CF101-SA-R	Work in Progress	A	System

HistoryUsesWhere UsedPreviewCAD BOMDatasheetvaultFLC Administration

LatestWork in Progress

File Name	Part Number	Revision	State (Historical)	Created By	Checked In	Comment	Visualizatio
2019-01-002-0002 Clutch Assembly.iam	Clutch Assembly	A	Work in Progress	schanenb	7/30/2019 2:42 ...	Autoloader upload to...	System
0000116.ipt	BRONZE BEARING	A	Work in Progress	schanenb	7/30/2019 2:42 ...	Autoloader upload to...	System
2019-01-002-0003 Clutch Housing.iam	Clutch Housing	A	Work in Progress	schanenb	7/30/2019 2:42 ...	Autoloader upload to...	System
0000065.ipt	Clutch Housing	A	Work in Progress	schanenb	7/30/2019 2:42 ...	Autoloader upload to...	System
0000067.ipt	Clutch Bushing	A	Work in Progress	schanenb	7/30/2019 2:42 ...	Autoloader upload to...	System
2019-01-002-0004 Clutch Internals.iam	Clutch Internals	A	Work in Progress	schanenb	7/30/2019 2:42 ...	Autoloader upload to...	System
0000025.ipt	Spring Pin	A	Work in Progress	schanenb	7/30/2019 2:42 ...	Autoloader upload to...	System
0000062.ipt	Clutch Spring	A	Work in Progress	schanenb	7/30/2019 2:42 ...	Autoloader upload to...	System
0000063.ipt	Clutch Outer	A	Work in Progress	schanenb	7/30/2019 2:42 ...	Autoloader upload to...	System
0000064.ipt	Clutch Keeper	A	Work in Progress	schanenb	7/30/2019 2:42 ...	Autoloader upload to...	System
0000066.ipt	Clutch Center	A	Work in Progress	schanenb	7/30/2019 2:42 ...	Autoloader upload to...	System
0000068.ipt	Clutch Block	A	Work in Progress	schanenb	7/30/2019 2:42 ...	Autoloader upload to...	System

Properties2019-01-002-0002 Clutch Ass...

System

Category Name	Assembly
Category Name (...)	Assembly
Change Order State	
Checked In	7/30/2019 2:42 PM
Checked Out	
Checked Out By	
Checked Out Loc...	
Checked Out Mac...	
Classification	None
Comment	Autoloader upload to ...
Controlled By Cha...	False
Created By	schanenb
Current Owner	ECS-BF39F5C9\AUTO...
Date Modified	7/30/2019 2:33 PM
Date Version Crea...	7/30/2019 2:42 PM
File Extension	iam
File Name	2019-01-002-0002 Clut...
File Name (Histori...	2019-01-002-0002 Clut...
File Replicated	True
File Size	438784
Has Drawing	False
Hidden	False
iLogicRuleStatus	
Initial Approver	
Initial Release Date	
Item Assignable	True
Latest Released Re...	False
Latest Version	True
Leased Until	7/30/2019 2:42 PM
Lifecycle Definition	PLM Release Process
Lifecycle Definitio...	PLM Release Process
Linked to Item	False
Name	2019-01-002-0002 Clut...
Number of Attach...	0
Obsolete	False
Original Create Da...	7/30/2019 2:42 PM
Originator	schanenb
Property Complia...	Compliant
Property Complia...	Compliant
Provider	Inventor
Released Revision	False
Revision	A
Revision Scheme	Standard Alphabetic F...
Revision Scheme (...)	Standard Alphabetic F...
State	Work in Progress
State (Historical)	Work in Progress
Version	1

Shared Views

By: Date created

_Car Seats.collaboration

Created on October 22, 2019

Expires in 15 days

2 comments

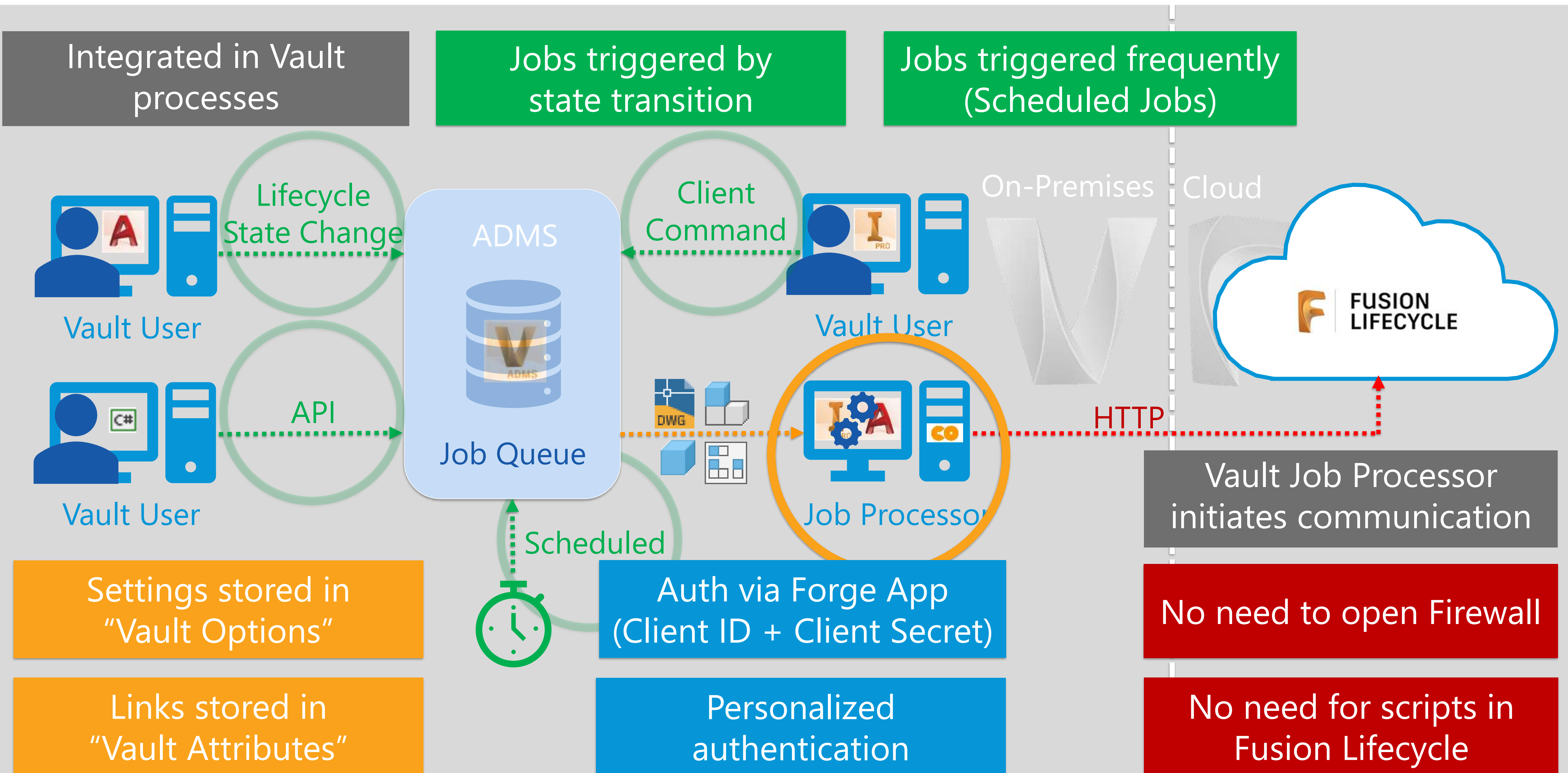
10.50.92.46PDMC-Sample schanenb

PDM and PLM United: Vault Fusion Lifecycle Connector

Technical Details



vaultFLC Architecture



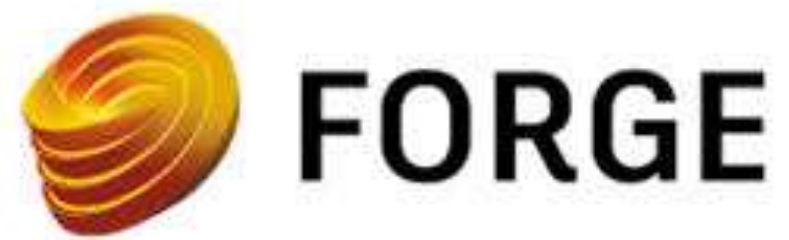
System Requirements



Vault Professional 2020 or
Vault Professional 2019



HTTP Connection



Forge App (free)



Fusion Lifecycle Tenant

Installation + Activation

- Download
 - <http://download.coolorange.com/>
- Installation
 - Job Processor
 - Setup Wizard
- Registration / Activation
 - License.exe (Extensions directory)
 - License: sales@coolorange.com

The screenshot shows the bcpToolkit website with a table of VaultBCP versions. Below the website, a Windows File Explorer window displays the contents of the Vault2FLC directory, highlighting the License.exe file. To the right of the File Explorer is a 'License Details' dialog box for the Vault Fusion Lifecycle Connector. At the bottom, a portion of the vaultFLC website is visible, showing a table of versions.

Version	VaultBCP 2020	VaultBCP 2019	VaultBCP 2018	VaultBCP 2017	VaultBCP 2016
				not supported	not supported

19.0.5

License Information - Vault Fusion Lifecycle Connector

License Details

View detailed information about your current license in the details below.

Product: Vault Fusion Lifecycle Connector - v1.0

Type: StandAlone

SerialNumber: EQ8YW-MTDIT-VP2NF-SYTVF

Machine Code: 5953056E22896C2B8F4182B114C99A011E72D89A24A43D2F60A49275C1CB B2C9

Register License

In case you need help with your License you can check out our [documentation](#) or send an email to our [support](#).

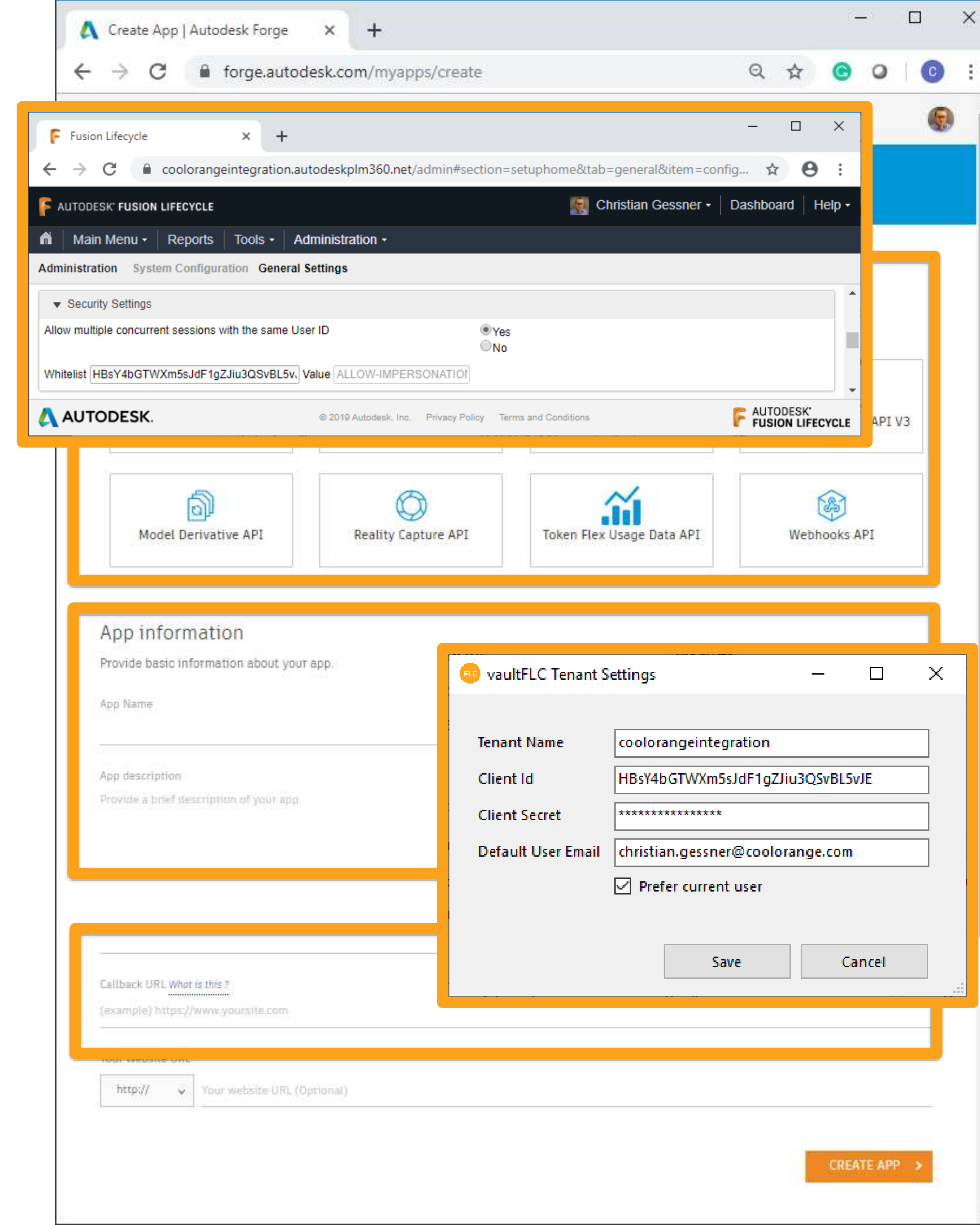
Version	Inventor 20	Inventor 2019	Inventor 2018	Inventor 2017
20	20.1.136	20.1.136	20.1.136	20.1.136

vaultFLC

Version	Vault 2020	Vault 2019
1	1.0	1.0

Connectivity

- Forge App
 - <https://forge.autodesk.com/myapps/create>
 - No Forge APIs required
 - Arbitrary App Name + Description
 - Arbitrary Callback URL (e.g. http://localhost)
 - Client ID to Fusion Lifecycle Whitelist
- Vault Fusion Lifecycle Connector
 - Tenant
 - Client ID + Client Secret
 - System-User



Vault Explorer

- Job Processor
- Settings Dialog
 - Workspaces
 - Mappings
- Additional Tabs
 - Files + Folders
 - Shows Vault-FLC Links
 - Go-To Command
 - Delete Command
- For administrative purposes

The screenshot displays the Autodesk Vault Professional 2020 interface. The **Tools** menu is open, highlighting **FLC Connector Settings...**. The **Vault Explorer** workspace is visible, showing a list of files and folders. The **Vault FLC Connector Settings** dialog is open, showing configuration options for Fusion Lifecycle authentication and data synchronization.

Vault Explorer Workspace:

File	Work in Progress
Blower.iam	
Blower.idw	
Blower.idw.pdf	

History	Uses	Where Used	Change Order	Preview	CAD BOM	Datasheet
Namespace	Tenant	Workspace				
coolorange.flc.transfer.f...	COOLORANGEINTE			Go To Fusion Lifecycle Item...		Delete

Name	State
Folder	
900-00002	Bid
900-00003	Bid
900-00004	Bid
900-00005	Bid
900-00006	Bid
900-00014	Bid
900-00015	Bid

Vault FLC Connector Settings Dialog:

Fusion Lifecycle Authentication

Tenant Name: coolorangeintegration

Projects | **Change Orders** | **Files** | **Items / BOMs**

Push Vault Bill Of Materials to Fusion Lifecycle, on Vault File Lifecycle State Transition. A Custom Job must be configured on the Transition in Vault: coolorange.flc.transfer.filebom

Fusion Lifecycle

Workspace: Items and BOMs

Direct Attachments

☒ Activate Direct Attachment Upload

Attachment Description: Description

Parent Drawing Attachments

☒ Activate Parent Drawing Attachment Upload

Attachment Description: Description

File Property Mapping

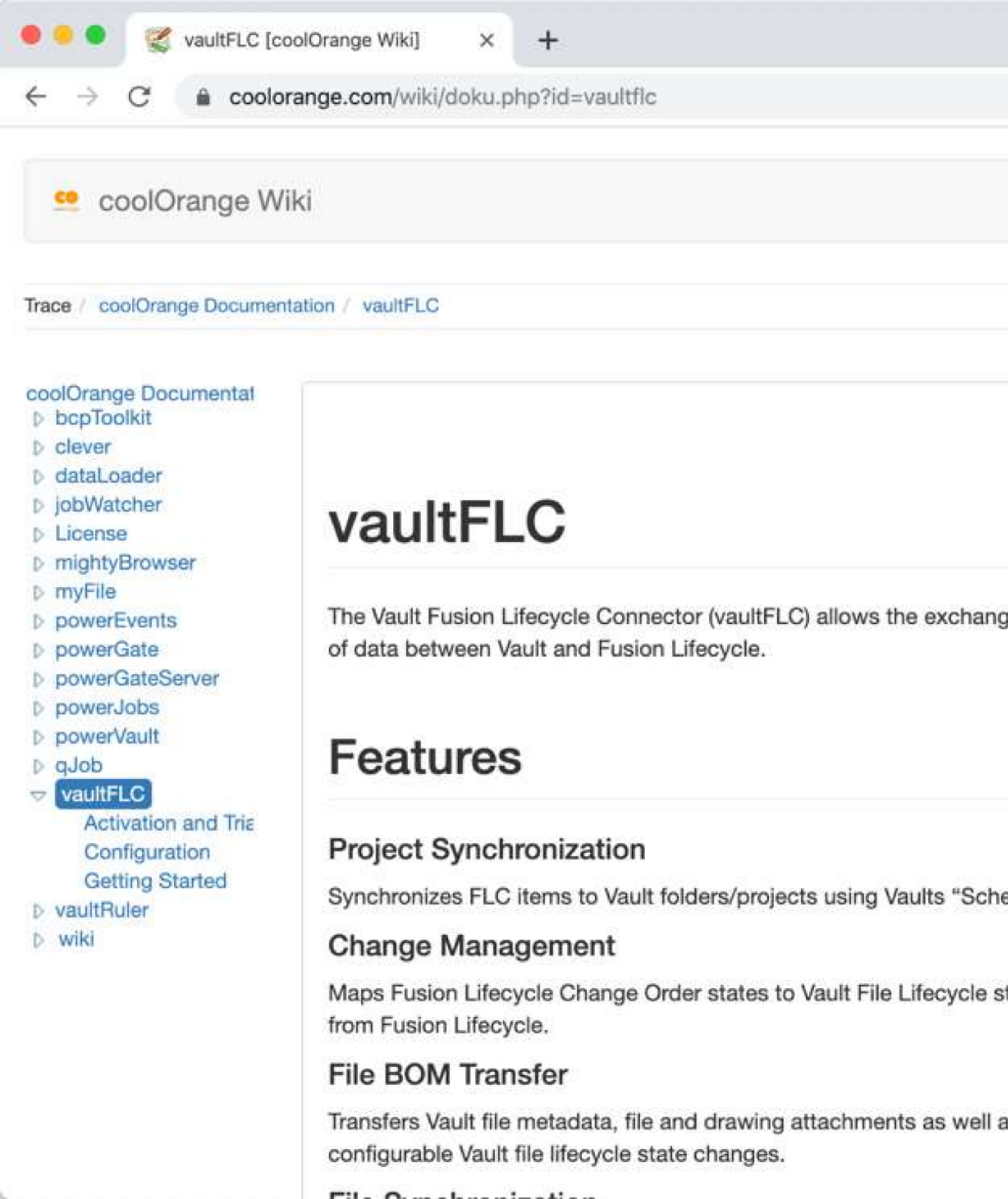
Vault	Fusion Lifecycle
Description	Description
Title	Title
Part Number	Number

Virtual Component Property Mapping

Inventor	Fusion Lifecycle
Description	Description
Title	Title
Part Number	Number

Reports | **Datasheet** | **FLC Connector Administration**

Namespace	Tenant	Workspace	Item	Val	EntityId	Attr
coolorange.flc.sync.fold...	COOLORANGEINTEGE			urn:adsk.plm:tenant.wo...	41911	Urn



Documentation




<https://www.coolorange.com/wiki/doku.php?id=vaultflc>

Where to buy?



www.coolorange.com
sales@coolorange.com



www.autodesk.com
Autodesk Price List

Help and Support



<https://support.coolorange.com/support/discussions/forums/22000188646>



coolOrange

Welcome
[Login](#) [Sign up](#)

[Home](#)

[Solutions](#)

[Forums](#)

How can we help you today?

SEARCH

Knowledge base

General

FAQ (1)

 [Get installed Version of coolOrange Produc...](#)

Misc (2)

 [Extract log files and change the log level](#)

 [Automating Product Installation](#)

powerJobs

Installation (1)

 [Upgrade powerJobs from earlier versions](#)

Trouble shooting (24)

 [powerJobs cuts of username when space c...](#)

 [When creating PDF from AutoCAD drawing...](#)

 [How to unblock files](#)

 [powerJobs status bar is on "Processing" af...](#)

 [Startup-Operation: 'RestrictionChecks' fail...](#)

[» See all 24 articles](#)

Configuration (23)

 [How to exclude Model or Layout space wh...](#)

 [How to manually queue Autodesk Vault jobs](#)

 [How to handle different paper sizes when ...](#)

 [How to send emails with powerJobs](#)

 [How to exclude Layers when exporting Au...](#)


[» See all 23 articles](#)

powerGate

Configuration (7)

 [What to consider when using SSL](#)

 [How to use powerGate with TLS 1.2](#)

 [Show the status of Vault compared to ERP](#)

 [How to distribute the BOM Window layout ...](#)

 [How to update BOM properties in the BOM...](#)

[» See all 7 articles](#)

Trouble shooting (3)

 [powerVault Show-Inspector cmdlet fails wi...](#)

 [The columns in the BOM Window disappear](#)

 [How to identify problems after an operatio...](#)

Inventor Apps

threadModeler (1)

 [The threadModeler panel is not visible in t...](#)

PDM and PLM United: Vault Fusion Lifecycle Connector

Extensibility and Additional Software



Extensibility

Additional Software



VAULT
Data Standard



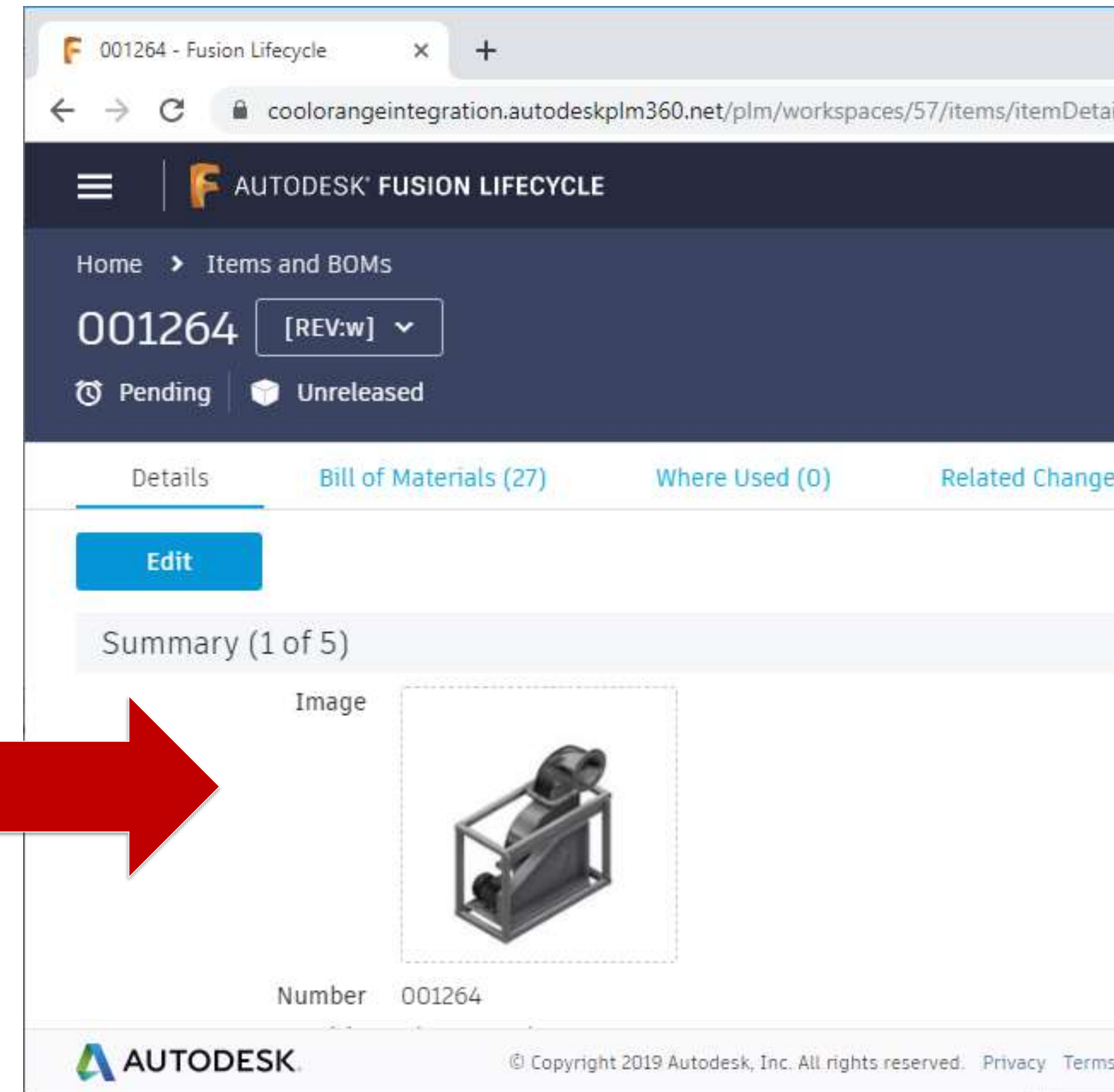
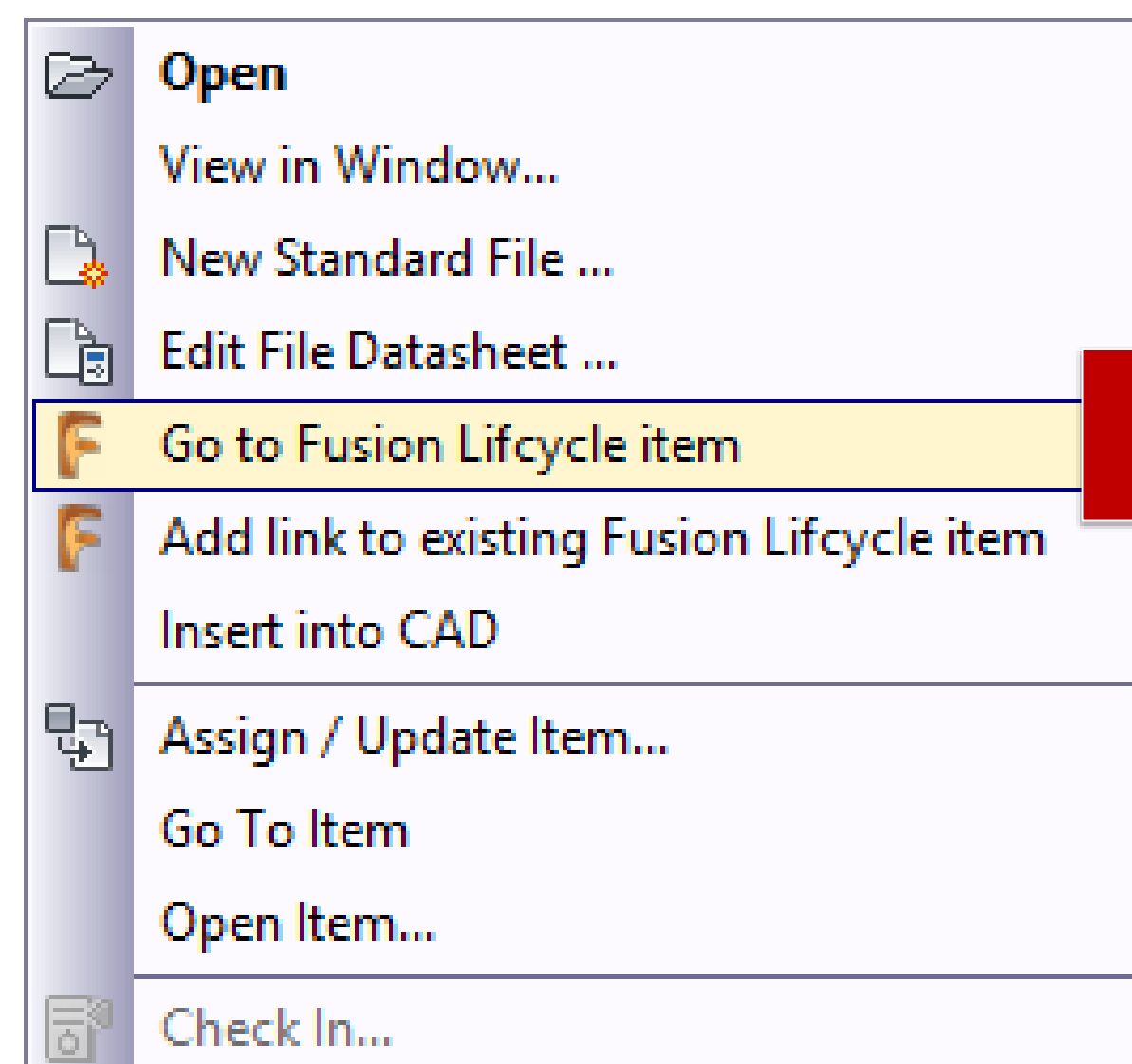
powerEvents

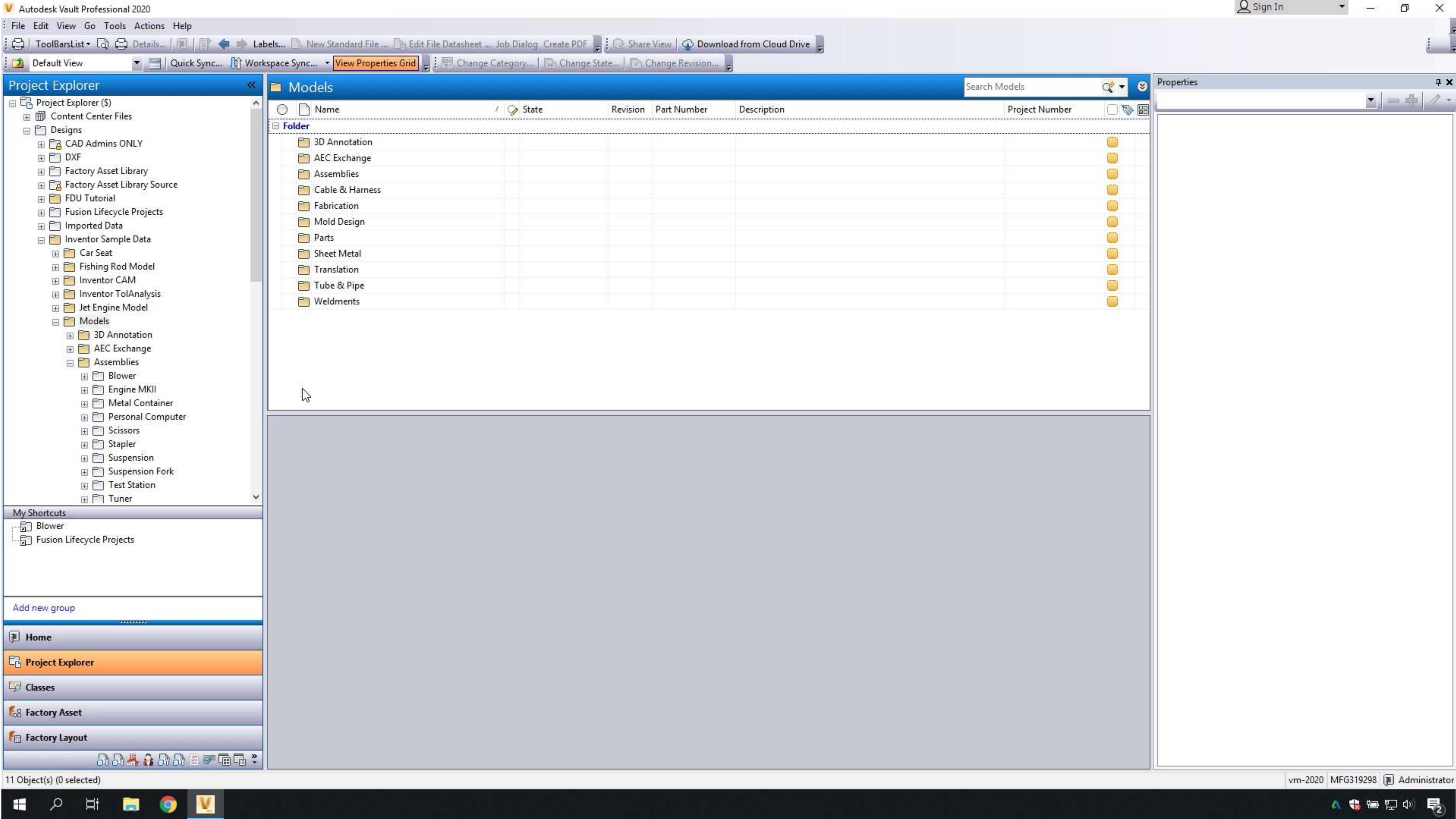


powerJobs

Using Data Standard to create new Commands

- Navigate from Vault to Fusion Lifecycle Item
- Connect existing Fusion Lifecycle Item with Vault File

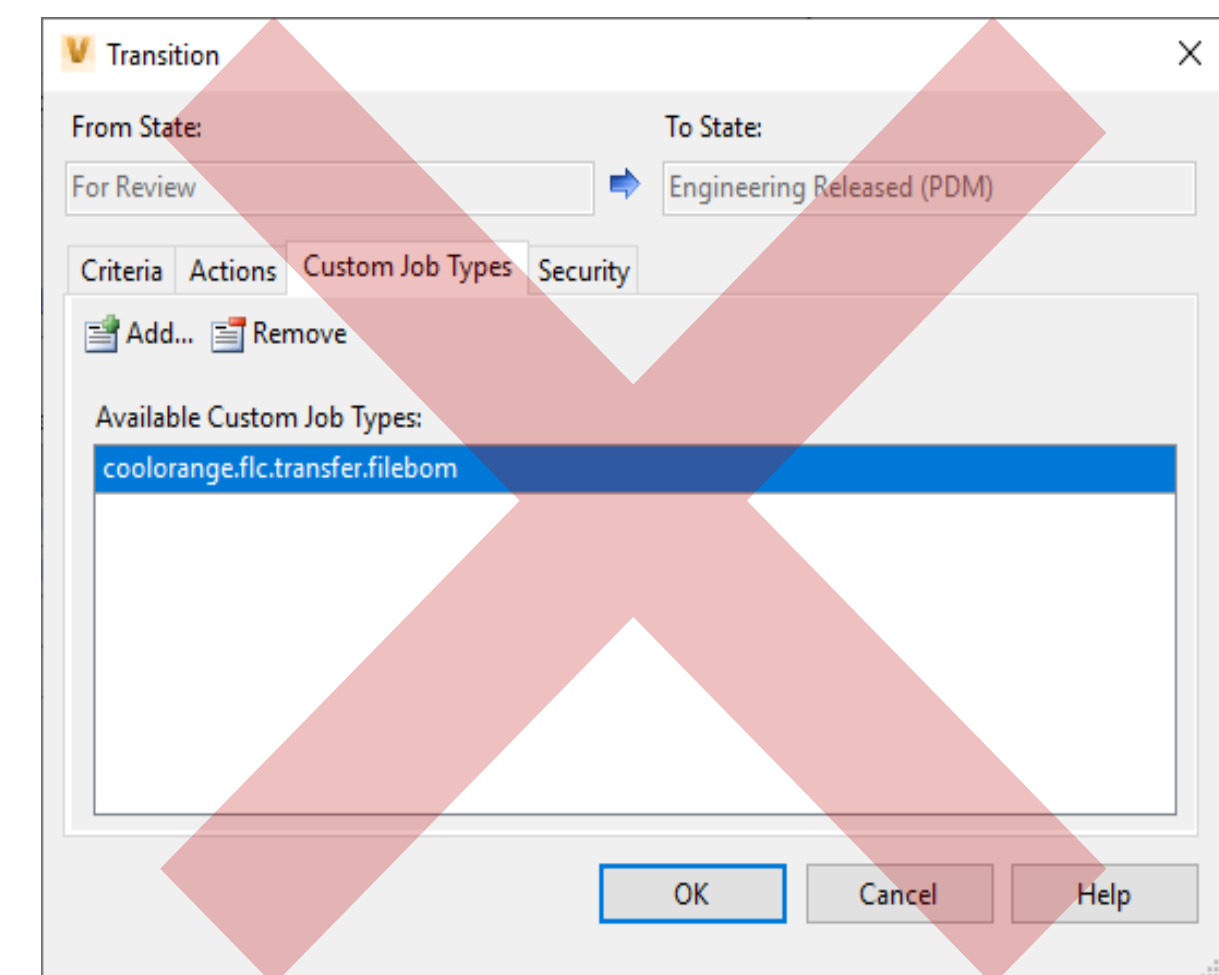




The image is a screenshot of the Autodesk Vault Professional 2020 software interface. The top menu bar includes File, Edit, View, Go, Tools, Actions, and Help. Below the menu is a toolbar with icons for various functions like ToolBarsList, Details, Labels, New Standard File, Edit File Datasheet, Job Dialog, Create PDF, Share View, and Download from Cloud Drive. The main workspace is divided into three panes. The left pane is the Project Explorer, showing a tree view of the project structure. It includes folders like Content Center Files, Designs, CAD Admins ONLY, DXF, Factory Asset Library, Factory Asset Library Source, FDU Tutorial, Fusion Lifecycle Projects, Imported Data, Inventor Sample Data, and Models. The Models folder is expanded, showing subfolders like 3D Annotation, AEC Exchange, Assemblies, Blower, Engine MKII, Metal Container, Personal Computer, Scissors, Stapler, Suspension, Suspension Fork, Test Station, and Tuner. The middle pane is the Models table, which displays a list of models with columns for Name, State, Revision, Part Number, Description, and Project Number. The table is currently empty. The right pane is the Properties panel, which is also empty. The bottom status bar shows '11 Object(s) (0 selected)' and the user's name 'Administrator'.

Using powerEvents to smartly trigger Jobs

- Examples:
 - Create PDF prior to transfer it to FLC
 - Send files to different workspaces
 - Depending on file type
 - On Release transfer drawings to “Documents”
 - On Release transfer models to “Items / BOMs”



Using powerJobs to create own workflows

- API (PowerShell)
- Examples:
 - Transfer BOM from AutoCAD/SolidWorks/other formats (BOM Blobs)
 - Transfer BOMs based on Vault Items (Item Master)
 - Include Vault Thin/Thick-Client Links
 - Transfer native Files (e.g. DWG, Inventor or Office)
 - Synchronize Vault ECOs with Fusion Lifecycle Change Orders Items
 - Synchronize Vault Custom Objects with Fusion Lifecycle Items
 - etc.



More Ideas?



<https://support.coolorange.com/support/discussions/forums/22000188644>

Feature Requests : coolOrange x +

support.coolorange.com/support/discussions/forums/22000188644

Welcome
Login Sign up

Home Solutions **Forums**

How can we help you today?

Enter your search term here... **SEARCH**

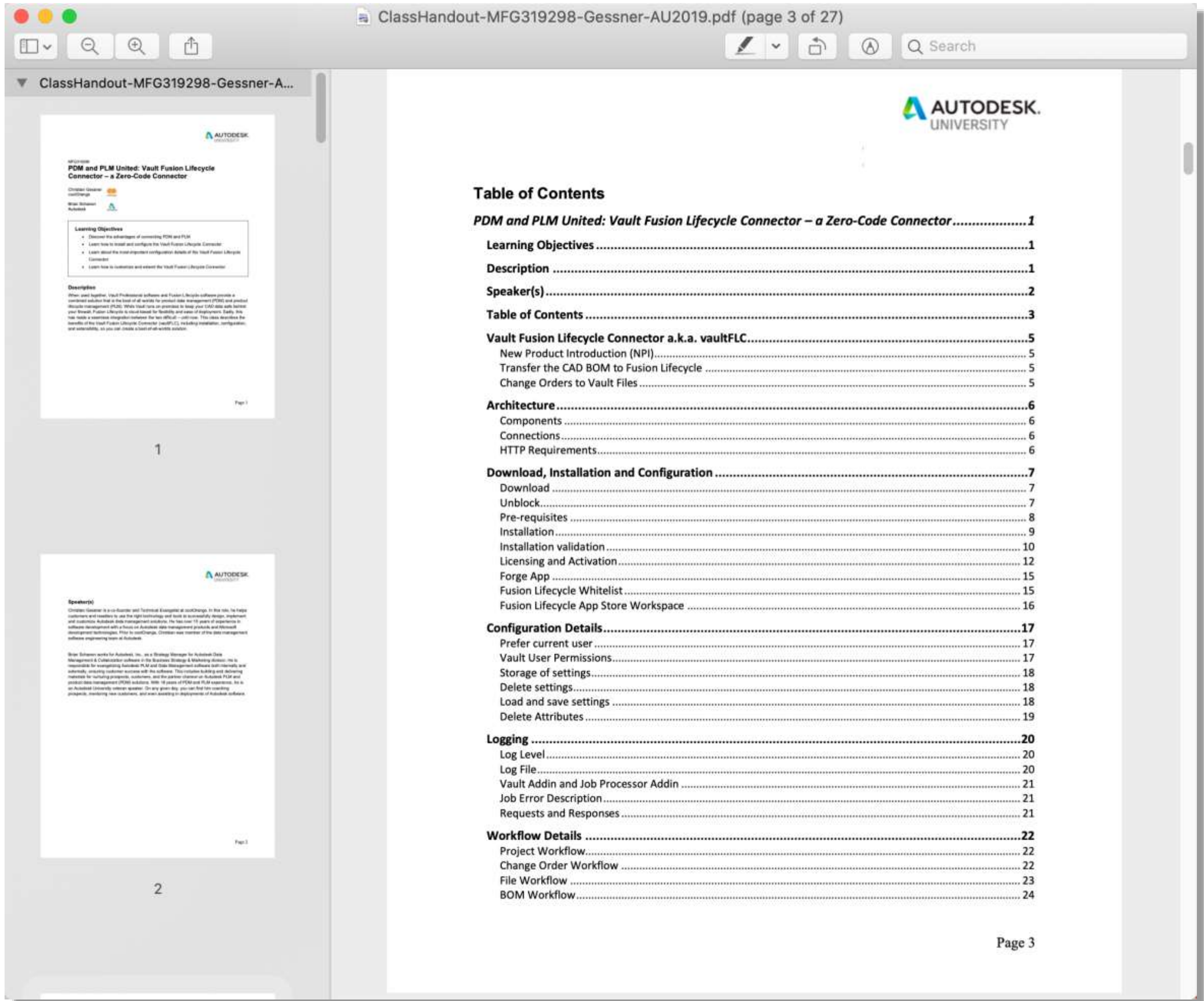
Discussions / coolOrange Forums **Start a new topic**

Feature Requests (39)
Customers can voice their ideas here.

Recent Popular Planned In Progress Deferred Implemented Not Taken

- vaultFLC Connector - Autocad Electrical Bill of Material**
Posted by Scott Stortz, 13 hours ago
- vaultFLC Connector - Change Order Job, process only open Change Orders**
Posted by Scott Stortz, 13 hours ago
- vaultFLC Connector - Unit of Measure**
Posted by Scott Stortz, 14 hours ago
- vaultFLC connector**
Posted by Scott Stortz, 14 hours ago
- vaultFLC Connector - Projects tab, do not sync archived -> Obsolete**
Posted by Alex Pedersen, a month ago , Last Reply by Alex Quagliato, 25 days ago
- PowerJobs: Automatic login**
Posted by Dominik Gleinser, 2 years ago , Last Reply by Jim Williams, 2 months ago , 18 votes
- Hyperlinks in FLC back to files in Vault**
Posted by Curtis Schmidt, 3 months ago , 3 votes
- Create Items & BOMs in FLC and then push to Vault**
Posted by Curtis Schmidt, 3 months ago , 2 votes

Handout and Additional Material



- Handout
 - Architecture
 - Installation
 - Configuration
 - Logging
 - Workflow Details
- Additional Material
 - Extensibility Examples (Scripts)

GitHub Repository

- **AU2019_MFG319298**
- Presentation
- Handout
 - Detailed Technical Information
 - Installation Guide
- Extensibility Examples



[https://github.com/christiangessner/
AU2019_MFG319298](https://github.com/christiangessner/AU2019_MFG319298)

Supplementary Classes

Tuesday, Nov. 19th

8:00 AM - 09:30 AM

IM323053

Vault Data Standard Introduction

Marco Mirandola – coolOrange

4:30 PM - 05:30 PM

MFG323806

Mastering the Fusion Lifecycle App Store in 60 Minutes

Pete Markovic - IMAGINiT Technologies

Thursday, Nov. 21st

9:15 AM - 10:15 AM

MFG323018

Fusion Lifecycle: The Future's So Bright We Gotta Wear Shades

Curtis Schmidt - Dynamic Attractions

2:45 PM - 03:45 PM

IM319555

Living the Lifestyle You Want — Utilizing Vault Lifecycles

Mike Thomas - Prairie Machine

**Talk to us at the
Answer Bar**

Autodesk Support

Today 3:00 PM – 4:00 PM

Survey Questions

1. Would you recommend this class?
2. Rate your AU speakers
3. Rate the handout quality
4. Add any comments or feedback



Thank you!

AU 2019 Class Survey

Your feedback is important and will help craft the content for next year. Your submission will automatically enter you in a daily drawing for an AU 2020 Full Conference Pass. To opt out of the drawing, please contact customer service.

Title **Project Fundamentals**

Time **Wednesday, 10:45 AM - 11:00 AM**

1. Would you recommend this class to your colleagues and peers? *

☒ Yes

☐ No

☐ I don't have an opinion on this class

2. How would you rate the primary speaker of this class? 1 = Poor; 5 = Excellent *

Primary speaker rating

5 (Excellent)

3. Please rate the quality of class materials, including presentation slides, digital handouts, and data sets (where applicable)? 1 = Poor; 5 = Excellent *

Quality of class materials

5 (Excellent)

4. Please share any additional comments or feedback.

Please share any additional comments or feedback.

Submit

15 minutes for a chance at some Autodesk Bling and a \$200 Amazon gift card?



Take the Data Management/Collaboration Survey

Just follow this link!

<https://www.surveymonkey.com/r/AU2019CollabSurvey>

Don't forget to include your name and contact information for a chance to win**



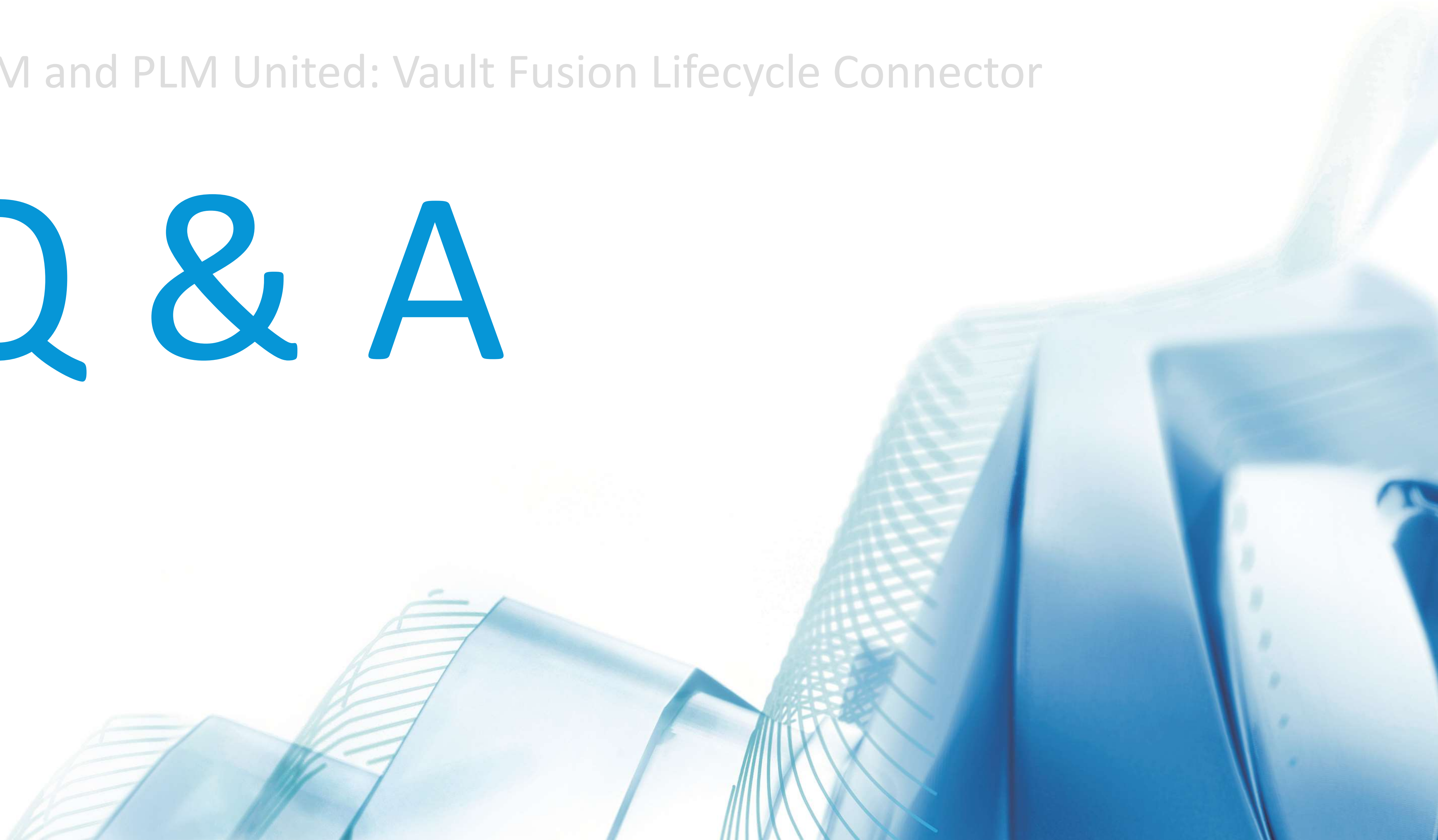
Drawing will be held at 2:00 PT on Thursday, November 21st

**Must pick up prize in person (more info in the survey)

***Autodesk employees, Autodesk Partners (Resellers, SI's, ADN, etc.) are not eligible

PDM and PLM United: Vault Fusion Lifecycle Connector

Q & A





AUTODESK®

Make anything™

Autodesk and the Autodesk logo are registered trademarks or trademarks of Autodesk, Inc., and/or its subsidiaries and/or affiliates in the USA and/or other countries. All other brand names, product names, or trademarks belong to their respective holders. Autodesk reserves the right to alter product and services offerings, and specifications and pricing at any time without notice, and is not responsible for typographical or graphical errors that may appear in this document.

© 2019 Autodesk. All rights reserved.

