

Unleash Your Autodesk Data with Forge Platform Data Management API

Augusto Goncalves

Developer Advocate  @augustomaia

Sharmila Phadnis


Product Manager

Class summary

Learn how to unleash data hosted on Autodesk, Inc., with the Forge Data Management API.

We will cover how to access, create, and share using Node.js sample coding on web-based apps.

You'll also learn how to integrate with other data providers, from both Autodesk and third parties.

This session features  Forge

Key learning objectives

- Review requirements to access Forge Platform Data Management
- Understand Forge Platform DM data structure
- Read, write, and share information hosted by Autodesk
- Learn how to mashup with other APIs

The requirements to access Forge Platform Data Management





Sign up, create a key! Yes, that simple!


- For this class, select
 - Data Management API
 - Model Derivative API
- Callback URL
 - 3-legged OAuth


Create App


Select the APIs you want to use in your app

 3D Print API

 BIM 360 API

 Data Management API

 Design Automation API

 Model Derivative API

Provide basic information about your app

App Name

App description

Provide a brief description of your app

Callback URL ?

(example) https://www.yoursite.com

Your Website URL

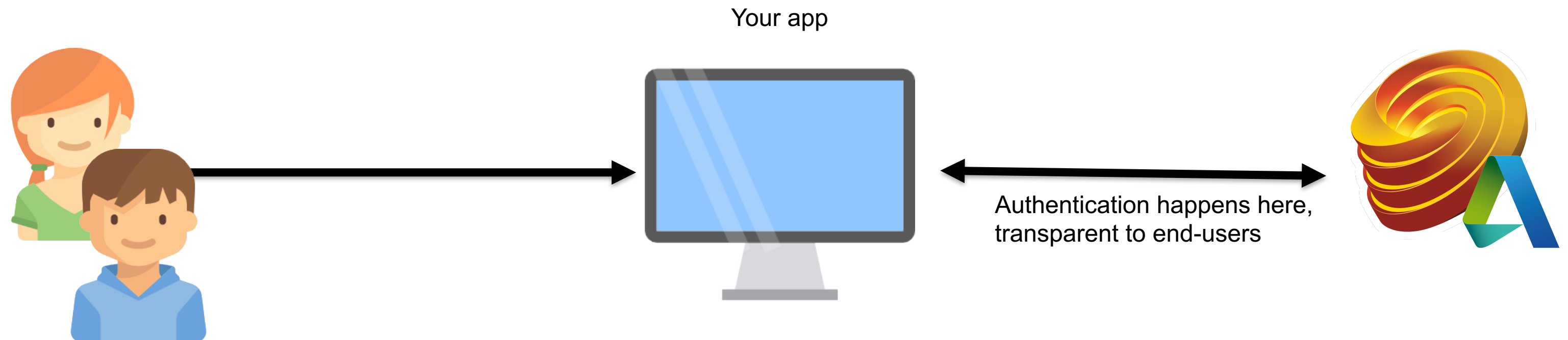
http:// Your website URL (Optional)

CREATE APP >

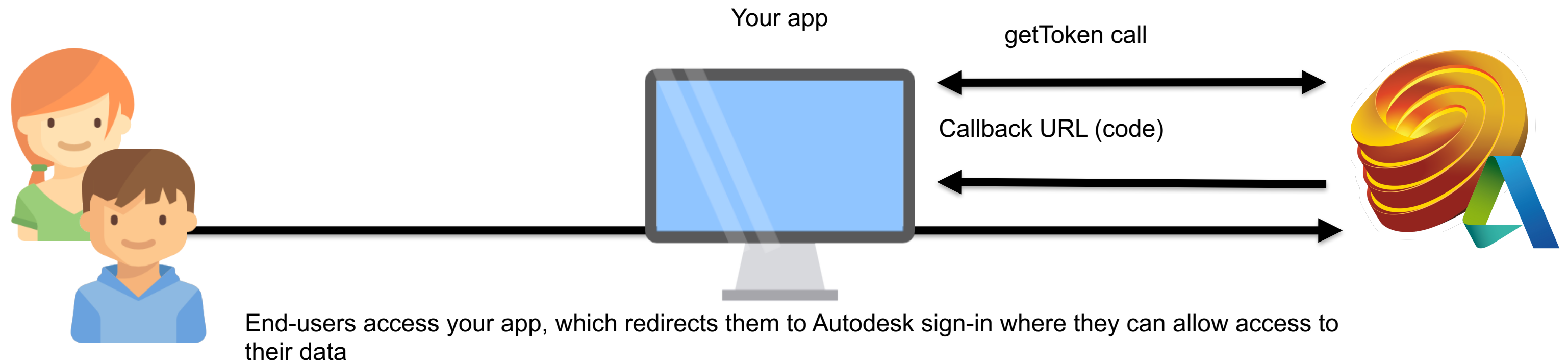
DEMO

(create an app)

2-legged authentication




3-legged authentication



DEMO

(OAuth samples)



[/augustogoncalves/forge-2leg.nodejs-template](#)
[/augustogoncalves/forge-3leg.nodejs-template](#)

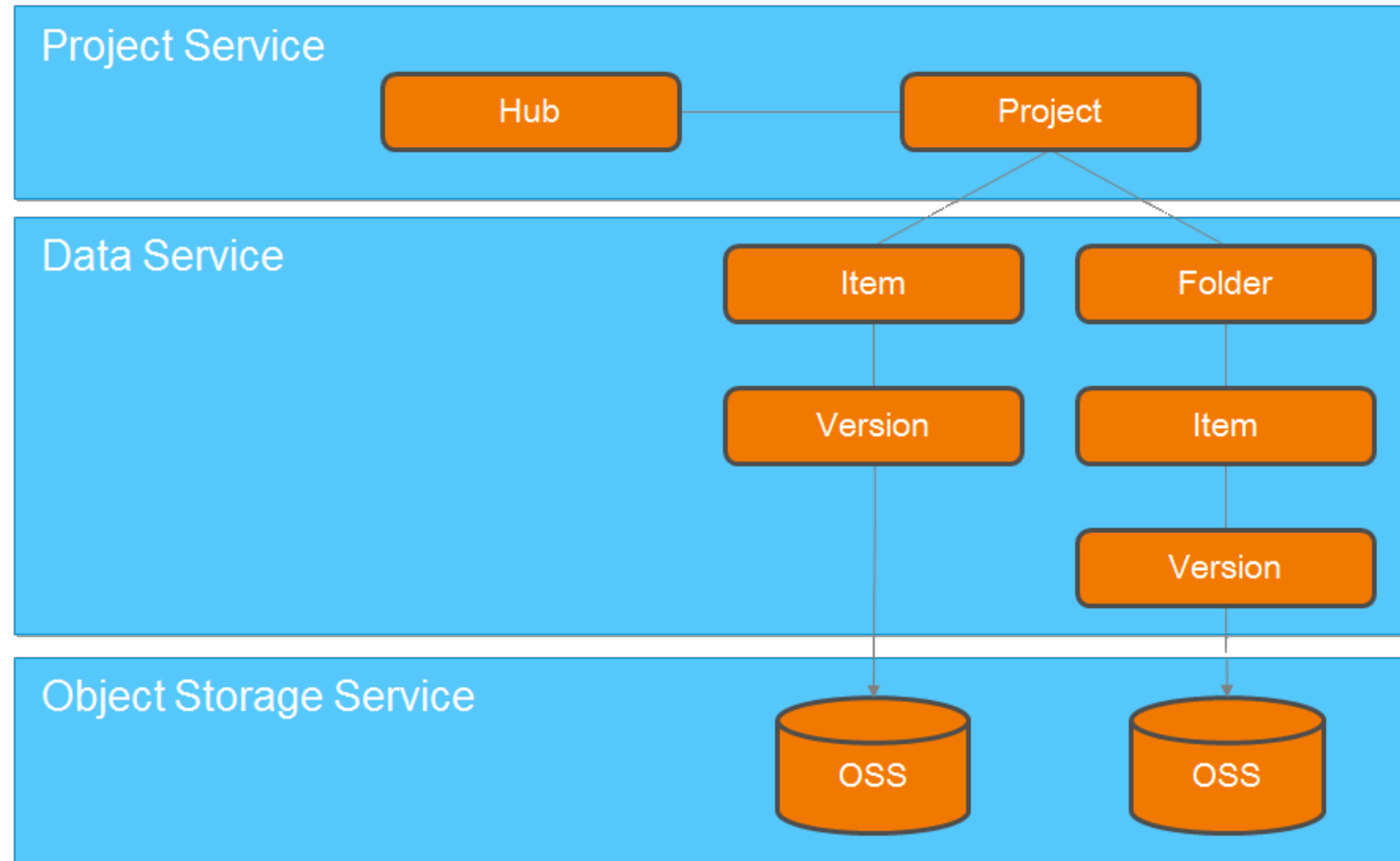


Data Management API data structure



Project, Data and OSS

- Hub, Project
- Folder, Item, Version
- OSS (storage)



Read, write, and share information



2- or 3-legged?

App or User data?

- Scopes are important!
- Token give access to the storage
- Ultimately, the files are uploaded & downloaded from OSS

DEMO

(Data Management Integration)



[/Developer-Autodesk/data.management-csharp-a360sync](#)
[/Developer-Autodesk/data.management-nodejs-integration.box](#)



Mashup with other APIs



DEMO

(Box & Google Drive)

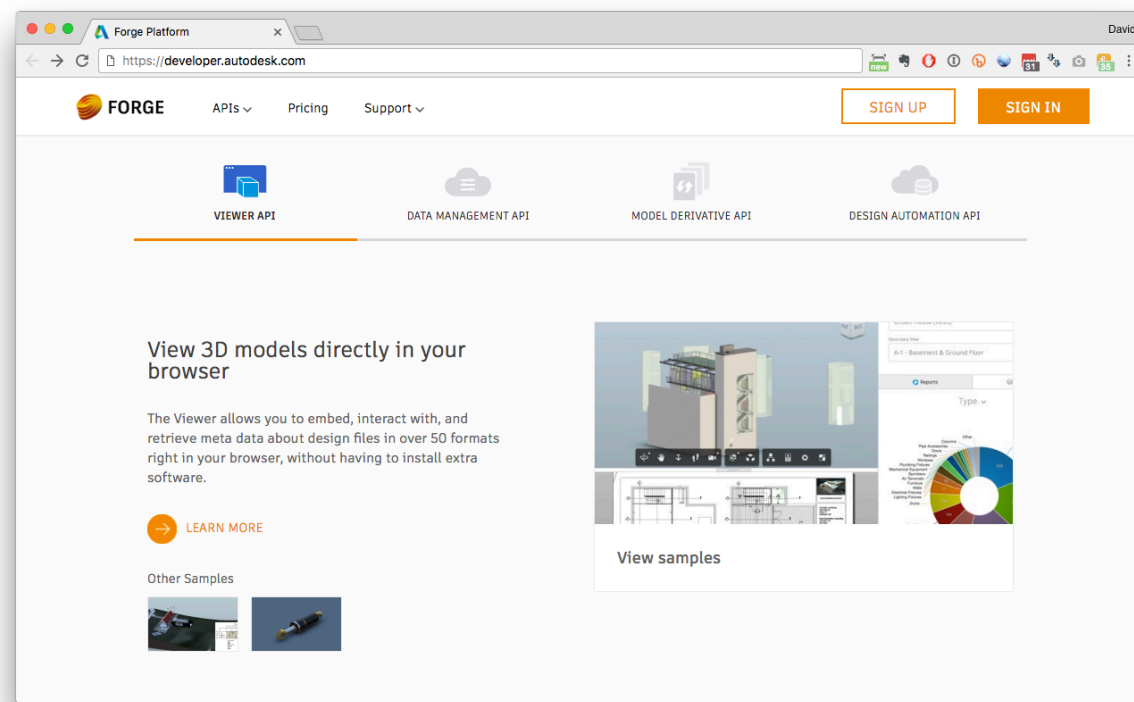


[/Developer-Autodesk/model.derivative-nodejs-box.viewer](#)

[/Developer-Autodesk/model.derivative-nodejs-google.drive.viewer](#)




What's next?



Developer.Autodesk.com





Forge.Autodesk.com/devcon



 @autodeskforge

Learning material

- Register & get a key
developer.autodesk.com
- See documentation & tutorials
developer.autodesk.com
- Code Samples on  **GitHub**
github.com/Developer-Autodesk
github.com/Autodesk-Forge
- Ask questions:  **stackoverflow** using tags:
[autodesk-data-management](#)
[autodesk-model-derivative](#)
[autodesk-viewer](#)

How did we do?

- Your class feedback is critical. Fill out a **class survey** now.
- Use the AU mobile app or fill out a class survey online.
- Give feedback after each session.
- AU speakers will get feedback in real-time.
- **Your feedback results in better classes and a better AU experience.**



More Questions? Visit the Forge Answer Bar

- Seek answers to all of your technical product questions by visiting the **Answer Bar**.
- Open daily from **8am-6pm Tuesday** and **Wednesday**; **8am-4:30pm Thursday**.
- Located outside **Hall C, Level 2**.
- Meet Autodesk developers, testers, & support engineers ready to help with your most challenging technical questions.



