



Using Scripts and AutoLISP® to Automate, Save Time, and Enforce Standards in AutoCAD®

michael trachtenberg

Software Director – AE Backoffice





In this class we will explore some of the many ways to use Autodesk AutoCAD's® many programming tools.

All of which will help you to automate, optimize and streamline countless tasks



Automate

convert (a process or facility) to largely automatic operation

Learning Objectives

At the end of this class, you will be able to:

- Rid yourself of simple time consuming repetitive tasks
- Implement routines/programs a number of different ways
- Silently enforce standards
- Draft faster while enforcing more standards
- Be lazier thanks to your new toys



Image courtesy of www.flodraulicgroup.com




Image courtesy of blog.polleverywhere.com

The many ways of using:

Scripts

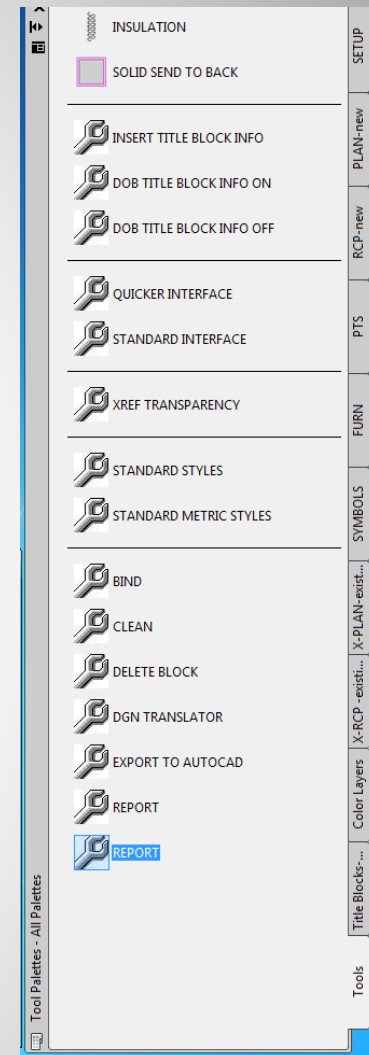
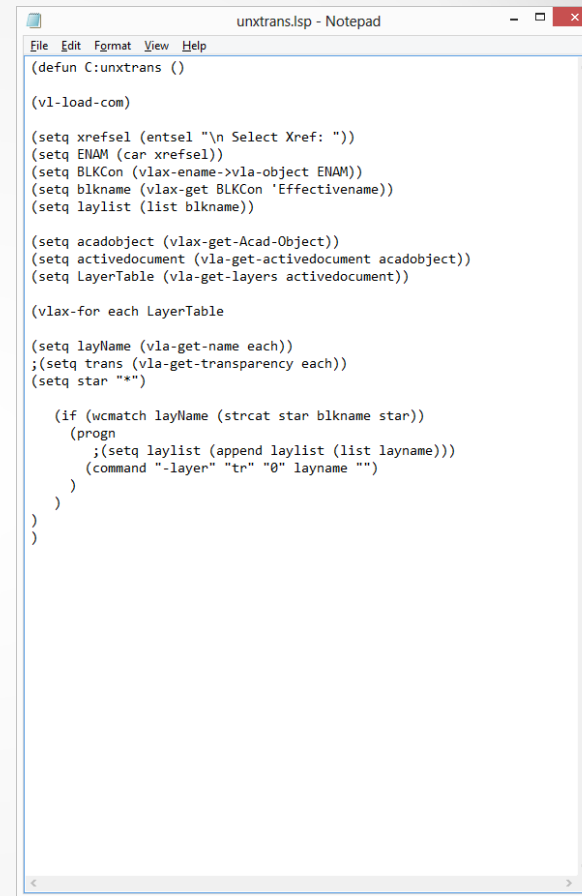
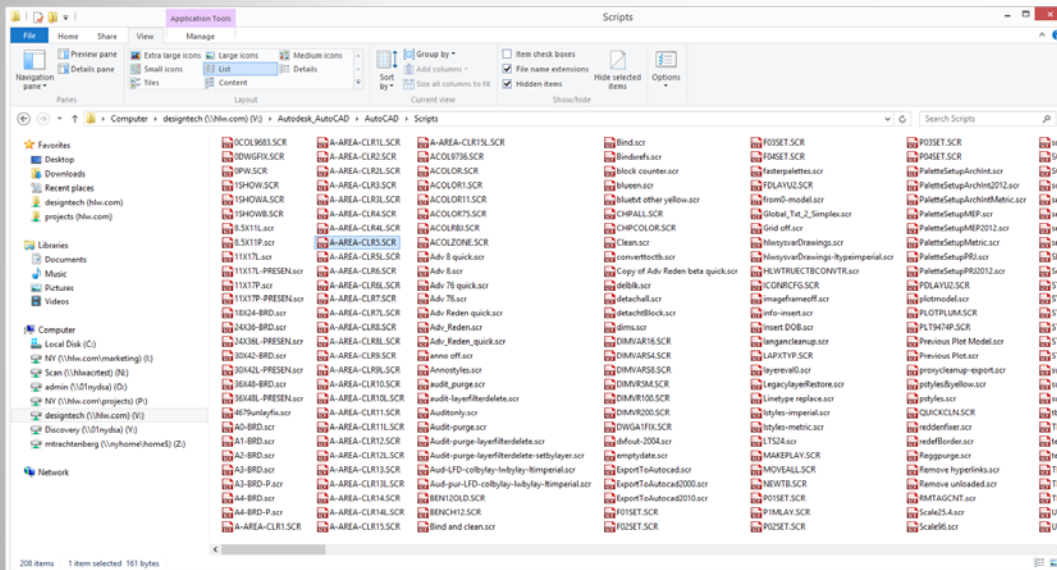
Commands
Menus
Windows
Palettes
New buttons
Ribbon
Batches

Lisps

Commands
Menus
Windows
Palettes
New buttons
Ribbon
Start-up
Support Locations

Printing

■ The Possibilities



The end

- Questions?
- Thank you
- Don't forget to fill out the call survey online

